

**Bold red texts
are
interactive links!**

FOCUS

**IT'S OUR
92ND
SEASON!**

Volume 90 - No. 6

<https://spsphoto.org/>

February 2024

THE SURREAL WORLD OF INFRARED PHOTOGRAPHY

**EVENT
NIGHT**

by Tony Sweet

February 21, 2024 - on Zoom

Infrared is quickly gaining in popularity. The inherent surreal properties of B&W infrared are always surprising and redefines our visual world. We will also touch on the world of Faux color Infrared.

Through ample illustrations, we will breach the veil between the world we see and the one we that we cannot.

Also illustrated through image examples are the effects of angle of view, quality of light, times of day, and weather conditions.

Questions are encouraged throughout the presentation and at the end."



© Tony Sweet

Continued...

INSIDE THIS ISSUE

The Surreal World of Infrared Photography, Tony Sweet	1-3
From Cities to Suburbs, James Maher	4-6
SPS Photo Essay Competition	5-7
Lens on the World: Nepal, Connie Frisbee Houde	8
Focus On: How to get the Most out of a Travel Trip, Connie Frisbee Houde	9-13
Welcoming Winter's Dark Embrace, Chrissy Donadi	14-17
Assigned Topics 2023-2024 Season*	18
Field Trips with Janice Prichett*	18
Print & Digital Competitions 2023-2024*	19

BE OUR VALENTINE!

Print Entry Competition Cards*	20
How Do Our Competitions Actually Work?*	21
Join us on Facebook*	22
January Winning Prints	23-27
January Winning Digital Images	28-36
Please Support our Sponsors	37-38
Join SPS*	39
About SPS & Board of Directors*	39
2023-2024 Season Calendar	40

* These pages repeat in every edition of the *Focus*.

The Surreal World of Infrared Photography

(Continued from page 1)



© Tony Sweet

Tony Sweet
FINE ART PHOTOGRAPHER / EDUCATOR



© Tony Sweet



© Tony Sweet

The Surreal World of Infrared Photography

(Continued from page 2)



© Tony Sweet

Tony Sweet
FINE ART PHOTOGRAPHER / EDUCATOR

ABOUT TONY SWEET:

Tony is a Nikon Legend Behind the Lens. After successful careers as a jazz musician, educator and professional magician, Tony settled on photography as his chosen means for personal expression. Over the last 30 years Tony has become an in-demand speaker throughout the US and Canada on photography and creativity.



© Tony Sweet

Tony and Susan Milestone conduct Visual Artistry photography location workshops in the U.S., Canada and Iceland. His photography is published worldwide in every medium and is represented by Getty Images. Tony's images are also used by Nikon, Exposure Software, Singh Ray, Topaz, LensBaby and others for national campaigns.

Tony has authored five books on the art of photography, and he, along with Master Photo Workshops, has co-produced four photography DVDs and an iPhone instructional video series.

The first book in his Fine Art Nature Photography eBook series, *Creative Techniques and the Art of Self Expression* was recently released.

Check out more of Tony's Visual Artistry on his website:

www.tonysweet.com

FROM CITIES TO SUBURBS

How to do Street Photography no Matter Where you Are

By James Maher

February 28, 2024 - on Zoom

This photography presentation seeks to broaden and inspire your definition of what street photography is and how and where it can be done.

From cities to suburbs to remote areas, street photography is just sensibility—a way of seeing—and these types of photographs can be taken anywhere and anytime. We will cover a variety of tips, strategies, subject matter, and examples to spark this type of creativity.

It's about walking out that door and figuring out what is interesting around you, wherever you are, and particularly wherever you spend most of your time.



From Cities to Suburbs

(Continued from page 4)



From Cities to Suburbs

(Continued from page 5)

Check out James' street photography, photo tours, workshops and more on his website:

<https://jamesmaherphotography.com/>



ABOUT JAMES MAHER:

James has lived in New York for his entire life. Like many Manhattanites, he is a terrible driver and cook, but he's an excellent navigator. He has been practicing the art of street photography since he first picked up a camera, has worked as

a portrait, studio, and documentary photographer in New York since 2005, is a certified New York photography tour and workshop guide, and is the author of *The New York Photographer's Travel Guide* and *The Essentials of Street Photography*.

LENS ON THE WORLD

In Person at First United Methodist Church in Schenectady

The “Lens on the World” travel series will offer in-person presentations of travel photography from around the world. The presentations promise to be both visually pleasing and informative. The presentations will run from approximately 7:15 to 7:45 on Print Competition Nights.

February 7

Nepal: Travel, Photography and Humanitarian Aid by Connie Frisbee Houde

In October 2022, Connie traveled Nepal to document the Inner Ocean Empowerment Project, a wellness program working in rural communities northeast of Kathmandu. 10 women, an acupuncturist, massage therapist, and herbalist worked with local practitioners to serve people in areas

affected by the 2015 earthquake. Connie’s photographs will illustrate the work of the program, the people and cultures of the areas visited. She will share her experiences as a documentary photographer and make recommendations for this type of photography.



See more of Connie’s Global Photography images on her website:
<https://conniefrisbeehoude.com/>

See Connie’s tips for travel photography trips on the following pages.

When you have booked a tour, how do you know if you are going to have time for the type of photographic opportunities you hope for? You can choose your trip by doing your own homework. Do you know the leader and how they work? You can talk with tour staff or individuals who traveled with this group previously to find answers to these questions. Or you can go on a trip blind and maybe be satisfied or disappointed. Even then you don't always know if you will have the moments to capture the images you dream of taking. You can however plan to have some time for yourself at your port of entry and your port of exit. I have found that if I arrive at the starting point 2 or 3 days ahead and maybe leave 2 or 3 days at the end, it gives me time to acclimatize after traveling for hours as well as become familiar with where I am located.

I spend time before leaving my home, studying guide books, websites and the itinerary of the trip. Are there places that I would like to see that the group is not going to? Once I have determined the difference, I begin to plan what I will try to see on my own. I may even get bold if I know the leader and ask about possibilities.

One place I really enjoy experiencing and photographing when I travel are the markets wherever I am. I work to allow myself the time to "hang out" in the market at different times in the day. My trip to Nepal in 2022 was a prime example. Knowing I had a grueling journey getting there, I wanted time to catch up with myself before the group arrived. This also gave me time to see a bit of Kathmandu on my own at my own speed.



© Connie Frisbee Houde

The sign for Asan market helps identify where images were taken once you arrive home.

Even though I was arriving early, our guide picked me up at the airport and took me to the hotel. I asked him about a market close to the hotel where I could go early in the morning to photograph. He was very gracious and took some of the early arrivers to a wonderful market, Asan Tole,



© Connie Frisbee Houde

Early in the morning prayers are said and a mandala is made in front of one's home.



© Connie Frisbee Houde

Early morning prayers.

Focus On: How to get the Most out of a Travel Trip

(Continued from page 8)

not far from our hotel. He introduced us to a tea seller who was there every morning. He introduced us to some of the items in the market. We sat and drank our tea and watched the day unfold. Six roads came together at this marker that was also the home of three different temples as well as a very busy food markets. I was in photographers heaven. The photographs that accompany this article are all taken from the walk to this market and the market itself over the numerous times I visited it with others and by myself.



© Connie Frisbee Houde

Women carrying their goods to where they will set up in the market



© Connie Frisbee Houde

I was early enough one morning to see the lights on the main temple.

I was able to spend time observing the movements of the market finding good angles to photograph. Some mornings I even came before anyone else in our group was up for breakfast and the market was just getting started. Some of the regulars at the market got used to seeing me and just went about their business.



© Connie Frisbee Houde

People praying in front of the temple taken to show how the community interacts with the temple and market.

If you like museums, historic structures, temple, cathedrals and old town areas, early morning's are often the time to find the locals in these places and not so many tourists.

Focus On: How to get the Most out of a Travel Trip

(Continued from page 9)

I have become comfortable with using GPS on my phone and/or maps to get me to places. Many guide books have great maps. I often photocopy the maps I think will be the most useful so I am not carrying the whole guide book around with me.



© Connie Frisbee Houde

Motion to show how many people stop at the temple and walk around ringing the bells on each corner as the walk to work.

Check out more of Connie's Global Photography images on her website:

<https://conniefrisbeehoude.com/>



© Connie Frisbee Houde

Marigolds and other flower leis to celebrate various festivals that take place in October.

For safety when I am a part of a group, I do inform someone within the group when I am going off on my own. The staff at the hotel is usually very helpful at suggesting places, arranging transportation and assisting with your plans.



© Connie Frisbee Houde

Making the marigold leis.

Focus On: How to get the Most out of a Travel Trip

(Continued from page 10)

Various examples of the 63 different images taken in an attempt to capture the tea seller and the feeling of being at the market waiting for a cup of chai.



© Connie Frisbee Houde



© Connie Frisbee Houde

Those extra days in the beginning of a trip, help me to find my rhythm and pace, giving me a sense of comfort in a new place and culture that moves in unfamiliar ways. In extending a trip at the tail end, it prolongs the experience giving me the opportunity to take the images that I may not have gotten the first time. It also allows me the time to pick up a few more trinkets to remind me of the experience.



© Connie Frisbee Houde

Focus On: How to get the Most out of a Travel Trip

(Continued from page 11)



© Connie Frisbee Houde

One of the fruit sellers having her morning cup of tea.



© Connie Frisbee Houde

Making bowls for food. The choice was to turn them into black and white so that the colors of the plastic bags don't detract from the documentation of the bowl-making process.



© Connie Frisbee Houde



© Connie Frisbee Houde

Focus On: How to get the Most out of a Travel Trip

(Continued from page 12)



© Connie Frisbee Houde

The recommendation is to change your perspective adding closeups as well as overall impressions at a greater distance.



Leis

© Connie Frisbee Houde



© Connie Frisbee Houde

The streets on the way from the market as the day begins.

ABOUT CONNIE FRISBEE HOUDE:

Connie Frisbee Houde, a humanitarian photojournalist strives to depict the spirit and sacredness of people and their surroundings. The cultural heritage and way of life of many people are often threatened by global events, war and industrialization. Connie focuses on the nobleness of these people as they strive to keep their autonomy, culture and community alive. While each group maintains its own cultural identity, many attributes, expressions and concerns of living are universal, creating a sense of brotherhood.

Connie has combined her love for travel and adventure with her interest in sharing her experiences. She creates photo essays with the images as they are placed in an exhibition or digital essay by combining them with narrative, interviews, site sounds, poetry and/or music. The countries represented to date are Afghanistan, Benin, Bolivia, Bosnia, Burkina Faso Cambodia, China, Columbia, Egypt, England, France, Germany, Ghana, Jordan, Mexico, Peru, Togo, United States, and Vietnam.

A major area of focus is Afghanistan. Audiences have been captivated by her depth of understanding of the complexities of the history and current situation in Afghanistan and her ability to synthesize this knowledge into moving audiovisual experiences that bring her lectures about her experience to life. Connie's impacting work has been shown in dozens of galleries and her informative multi-media presentations depicting the realities of life in Afghanistan have illuminated audiences. Frisbee Houde says, "While in Afghanistan I quickly fell in love with the people I met—the noble faces of the men, the strength of the women and the poignant beauty of the children whose eyes were windows to their souls."

A colleague describes Connie's work with these words. "Along with the sheer beauty of her photographs what I admire is her ability to capture the people and their lives in all their human depths. When she has an opportunity to present her work it makes an impact on the viewer. It is not only Connie looking at the people, but the people looking back at us."

WELCOMING WINTER'S DARK EMBRACE: A Photographer's Guide to Creative Exploration by Chrissy Donadi

Reprinted with permission,
Access the original article [here](#).

In the realm of nature photography, we're creatures of light. It makes sense, without light, there is no photo. Even the word "photography" originates from the Greek words "photo," meaning light, and "graph," meaning to draw. Our lenses crave the dance of sunlight, finding contrast, and the brilliance of colors. Yet, as winter wraps nature in its dark embrace, it's time for us to welcome the dark and discover the lessons it holds.

around me with a cup of coffee before sunrise. It's in these quiet spaces that winter invites us to learn, to see beyond the visual, and to hone our craft in unexpected ways.

As we find ourselves immersed in nature's winter hush, what can we, the eternal chasers of light in landscape photography, learn from these extra hours of darkness?



Neural Frost | 2024

THE ART OF UNSEEN BEAUTY AND SILHOUETTES

Winter's darkness veils as much as it reveals, offering an opportune moment to capture the unnoticed. Notice the delicate frost patterns on a window. Take a deeper glance at the intricate textured bark of a tree or the interplay of shadows along a trail. These are the nuances only the discerning eye will see.

As night extends its enchanting embrace, trees transform into intricate lace against the indigo sky, and cityscapes become a dance of silhouettes. Holiday lights embellish evenings, turning them into a canvas of darkness punctuated by shimmering points of warmth. The absence of light beckons exploration, revealing the

Throughout the winter season, we go about many of our daily activities in darkness. I can't tell you how many times I've heard people express their dislike for driving to work in the dark or cooking and eating dinner long after the sun has disappeared from the horizon. The hours before or after work and school are typically when people find the time to pickup their cameras. Although, with the added hours of darkness, I feel many don't pick up their cameras regularly during the winter months.

Perhaps I'm an odd duck, but one of my favorite times of day is being the first one up. Whether that's in the house or out in the field, I thrive in that silent darkness quietly pondering the world



Welcoming Winter's Dark Embrace

(Continued from page 14)

often-overlooked beauty of shapes and shadows. This is the time to see how shapes and outlines tell stories of their own.

AMPLIFYING OTHER SENSES

Let the dark be your guide to a heightened sensory experience. With the blanket of darkness muffling the visual, it's prime time for our other senses to awaken.

Especially when it is cold, the crisp chilled air almost has a clean scent to it. It's easy to find and notice the scent of a wood-burning fire, a classic winter aroma. From an evolutionary perspective, our brains send a warning SOS to our brains that there's a fire and you might be in danger—go check it out. But if we consciously focus on what we can smell in winter, often we'll find things. Look for the resinous fragrance of pine, spruce, or evergreen trees. Often, you can find minty wintergreen from plants like Eastern Teaberry, Mountain Laurel, or Spotted Wintergreen (all found in the Appalachian region).



In addition to smell, the darkness is a great time to tune into all the sounds our brains often filter from our consciousness. With limited visual inputs, concentrate on sounds like the crunch of snow beneath boots, the distant call of an owl, the rustle of leaves in the night breeze, or the chirping of the seasonal birds—these become the melodies of winter.

Moreover, the chill of winter brings about all sorts of changes in the texture of the landscape. There is so much to discover from dry, scratchy grass, crunchy leaves, to even the slimy yet shimmering leaves decaying in ponds. All this slime and gunk serving as a winter solace for all the macroinvertebrate creatures in their larval or nymph stages. During this time of year, I love looking for patterns from the piles of acorns from all my local oaks. There are so many that I wonder if the squirrels are on strike. Anytime I feel that brisk wind hit my face, it's an instant alert for me. Keep my eyes peeled for fun frost patterns.

Getting in touch with our senses is a pathway to being more creative with our photography. It helps us connect to the landscape and our subject. Then, hopefully, when we're back basking in the summer sun, we've trained our brains to not only inform us about the scent of smoke but also to be aware of all the wonderful and often subtle aromas from the landscape surrounding us.

PRACTICING MINIMALISM

Let winter's darkness silently mentor you in the art of minimalism. As daylight wanes, embrace the power of negative space, where the absence of light becomes a canvas urging you to simplify your compositions. Frame subjects against the quiet backdrop, emphasizing their solitary existence. In the stillness of the winter night, discover the minimalist narrative of singular existence against the vast canvas of darkness.



Welcoming Winter's Dark Embrace

(Continued from page 15)

When fog and mist weave through the winter air, explore the enchanting world they create. These atmospheric elements soften the scene, simplifying the visual complexity. Embrace the ethereal quality they bring, allowing minimalism to manifest in the subtle interplay of light and mist.

For landscapes untouched by snow, the darkness of winter remains a compelling teacher of minimalism. Picture the clean lines of a lone tree against the evening sky, the vast negative spaces between bare branches, or the quiet solitude captured in the misty night. In the absence of snow, the darkness of winter still offers a masterclass in the art of less. Through simplicity, isolation, and the potential dance of fog, winter's minimalism reveals itself to those who seek its quiet wisdom.

THE DARKROOM OF CREATIVITY

As we approach the solstice, with days lingering in twilight, there's a poetic stillness that invites our introspection. Just as the photographer develops their images in the quiet of a darkroom, these winter nights offer us a personal darkroom. It's a great time to revisit the photographs stored on our hard drives. Better yet, make time to experiment with edits or rediscover gems that waited patiently for our attention.

With Adobe releasing its big updates in October, this is the time of year I'm doing more processing. I've learned enough about the new features available in Lightroom and Photoshop. Early in the new year is the time to put these new skills into good practice. If you're feeling unmotivated by the increased darkness, try a few editing sessions. Put on some



This was one of those images hidden away on my hard drive that I only discovered during a dumpster diving session one dark winter evening. I know you have some gems in your catalog too.

preferred music and take some time to peruse your Lightroom catalog. Look for images hidden on your hard drive that you never took the time to edit (also called dumpster diving).

Additionally, this is a wonderful time to explore home projects. From creating ice bubbles in frigid temperatures to becoming a scientist of creative abstract concoctions. You can set up and create your own ice patterns with a few supplies. Leave your car outside to see what frost patterns develop overnight. Perhaps it isn't cold where you live?



If holiday bliss and chaos were represented by ice and snowflakes.

Welcoming Winter's Dark Embrace

(Continued from page 16)

Make ice patterns with a walled cookie sheet and your freezer. Tinker with intentional camera movement (ICM) and holiday lights or any outdoor lights you find.

On a personal note, at first you may drive your family a little insane. They will come home and the house might be in chaos (hey, art is messy sometimes!). The first statement will be "What are you doing?!" – simply reply, "I'm making art!" with a big, stupid grin on your face. You know you're in the clear when one of them rolls their eyes and retorts "Here we go again."



Chrissy Donadi is a professional nature and landscape photographer, writer, and photo educator originally from Pennsylvania's Pocono Mountains. Her journey

from engineering to photography, sparked by a move abroad, has resulted in a deep passion for capturing the world's beauty and sharing it with others. With roots in industrial engineering, Chrissy seamlessly blends technical knowledge with creative expression. Her diverse portfolio showcases grand landscapes, intimate scenes, and nature's abstracts, reflecting a profound appreciation for the intricate details of the natural world. Chrissy's engaging images and educational efforts aim to inspire creativity, foster connections with nature, and provide valuable insights into efficient photography workflows. Her semi-nomadic lifestyle and love for exploration have led her to over 40 countries, enriching her portfolio with diverse locations. As she completes her certification as a master naturalist, Chrissy not only deepens her understanding of her subjects but also actively promotes responsible stewardship of natural places through her photography.

EMBRACING THE LANDSCAPE LESSONS OF DARKNESS

As winter nights lengthen, let's not dread the dark. Step into it, open our senses wide and allow it to be our silent classroom. Winter's darkness isn't an absence; it's a canvas awaiting our unique strokes. As we stand on the threshold of a new year, let's embrace the whispered lessons in the quiet, letting our photographs tell stories that transcend what light alone can reveal.



Tinkering with some light source at dusk.
Can you guess what it is?

You can explore more of Chrissy's work on her website:

<https://chrissydonadi.com/>

OUR "FUN" COMPETITION

ASSIGNED TOPICS 2023-2024 SEASON*

For the upcoming season, we will have Assigned Topics for Print and Digital. Note there are no detailed descriptions this season. You may interpret the topics as you wish.

Digital images may be submitted on our website:
<https://spsphoto.org/competitions/digital-image/upload-projected/>.

IMPORTANT NOTE: All Assigned Topics must have been taken on or after May 1, 2023.

See the following page for details on submitting entries for both Print and Digital Competitions. Deadline for submission of digital images is midnight on Saturday (Sunday am) before the competition date—no exceptions!

PRINT ASSIGNED TOPICS

October: **Outside at Night**

November: **Nautical**

December: **Flowers**

January: **Reflections**

February: **Landscape in Black & White**

March: **Transportation**

April: **Heat**

DIGITAL ASSIGNED TOPICS

October: **Balance**

November: **Music**

December: **Multiple Exposure**

January: **Decay**

February: **Wood**

March: **Stacks**

April: **Triangles**

JOIN US FOR FIELD TRIPS WITH JANICE PRICHETT and the Photography Connection Meetup Group

The Schenectady Photographic Society sponsors field trips so that its members (and non-members) may meet together at places that offer a wide variety of photography opportunities. We have sponsored outings to the South Street Seaport in NYC, Lake Minnewaska for Mountain Laurel, Peebles Island, Blue Ledges on the Hudson, Troy Farmer's Market and a sunflower farm. Future field trips are posted on the Photography Connection Meetup Group. To sign-up for this meetup group go to:

<https://www.meetup.com/photography-connection/>

Photography field trips are also shared on the SPS Facebook page and through the SPS group email. Field trips are posted on an on-going basis. If you would like to make suggestions or have questions, please contact Janice Prichett at fieldtrips@spsphoto.org.

*Schenectady Photographic Society is not responsible for anyone's health or accident on any scheduled event. Attendance at this event by both SPS members and non-members signifies acknowledgment, agreement and compliance to the **SPS Liability Waiver.***



© 2023 Janice Prichett

*With new members joining every month, this page will repeat in each issue of the *Focus*.

PRINT AND DIGITAL COMPETITIONS 2023-2024 SEASON

For the 2023-2024 season we will be returning to Print Competitions, as well as continuing with Digital Competitions on Zoom. Both will have an Assigned Topic component.

PRINT COMPETITIONS:

With the exception of our opening meeting, Print competitions will be held on the first Wednesday of the month. As many of you know, making a print is an art in itself...choosing the size and the paper are just as important as composition.

Due to physical space constraints, members may submit up to **three (3)** images in our Print Competitions. Categories will include General (i.e., color), Monochrome and Assigned Topic. You may submit up to **(2) in any category**. For example, two in Monochrome and one in Assigned Topic. Or one in each of the three categories.

Prints must measure at least 5" x 7" or a maximum of 16" x 24". They can be matted and mounted on mat board, foam core or stretched canvas. Mounts must be a minimum of 8" x 10" and may not exceed 16" x 24". Panoramic prints may be entered if the mounted entry does not exceed 12" x 26"

Prints **MUST** include an Entry Card affixed to the back in the upper left corner. For your convenience, a copy of the Print Competition Entry Card (4-up) is included on the following page.

We hope you will consider entering prints this season. Check out the Print Competition Rules on our website for additional details.

<https://spsphoto.org/competitions/print/print-competition-rules/>



*With new members joining every month, this page will repeat in each issue of the *Focus*.



DIGITAL COMPETITIONS:

We will be continuing our Digital Competitions on Zoom. With the exception of our opening meeting, Digital Competitions will be held on the second Wednesday of the month. As with prints, Digital Competitions will contain three categories: General (i.e., color), Monochrome and Assigned Topic. Participants may enter a total of **four (4)** images, with a maximum of **two (2) in any category**.

Digital images should be jpeg, sRGB color space and sized no more than 2800 pixels wide and no more than 1800 pixels high. Maximum file size is 10MB.

Check out our website for details on preparing your images for Digital Competition:

<https://spsphoto.org/competitions/digital-image/digital-image-preparation-guidelines/>

Details on Digital Competition Rules can be found here:

<https://spsphoto.org/competitions/digital-image/digital-image-competition-rules/>

Paid/active members will be supplied with a Zoom link a day or two prior to the meeting.

REMEMBER THAT:

Alternative processes, composites, and manipulations are allowed.

Major elements in a print must be the maker's own work and the majority of the elements must be photographic in nature.



PRINT COMPETITION ENTRY CARDS

You may enter a total of three (3) prints,
with a maximum of two (2) in any one category:

- Assigned Topic
- General/Color
- Monochrome

Print sizes: Minimum 5" x 7" up to Maximum 16" x 20"

For complete rules:
[https://spsphoto.org/programs/
print/competition-rules/](https://spsphoto.org/programs/print/competition-rules/)

PRINT COMPETITION ENTRY CARD

(Affix to upper left corner of back of print)

Name: _____

Title: _____

Month (Circle Month): _____ Year: _____

Oct Nov Dec Jan Feb Mar Apr

Print Category (Select One):

- Assigned Topic
- General/Color
- Monochrome

PLACE:

1st	2nd	_____
3rd	4th	Entry #
5th	HM	_____

PRINT COMPETITION ENTRY CARD

(Affix to upper left corner of back of print)

Name: _____

Title: _____

Month (Circle Month): _____ Year: _____

Oct Nov Dec Jan Feb Mar Apr

Print Category (Select One):

- Assigned Topic
- General/Color
- Monochrome

PLACE:

1st	2nd	_____
3rd	4th	Entry #
5th	HM	_____

PRINT COMPETITION ENTRY CARD

(Affix to upper left corner of back of print)

Name: _____

Title: _____

Month (Circle Month): _____ Year: _____

Oct Nov Dec Jan Feb Mar Apr

Print Category (Select One):

- Assigned Topic
- General/Color
- Monochrome

PLACE:

1st	2nd	_____
3rd	4th	Entry #
5th	HM	_____

HOW DO OUR COMPETITIONS ACTUALLY WORK?*

Print Competition Rules: <https://spsphoto.org/competitions/print/print-competition-rules/>

Digital Competition Rules: <https://spsphoto.org/competitions/digital-image/digital-image-competition-rules/>

Do you wonder why your images have to be in by Saturday midnight before the competition? Well, our Digital Chair, Sean Sullivan, downloads all of the images and forwards them to Wednesday's judge. This gives the judge a lot of time to review the images, score them and provide valuable critique at our virtual meetings.

You should be aware that this is generally very different from the way other clubs handle competitions. Judges do not get the images in advance. They see them for the first time on competition night (either virtually or live), and must quickly provide a score. Sometimes they are permitted a quick "run through."

The links above detail everything you need to know about how our competitions are run, including scoring:

First Place – 10 Points
Second Place – 7 Points
Third Place – 4 Points
Fourth Place – 3 Points
Fifth Place – 2 Points
Honorable Mention – 1 Point

If the number of entries is 20 or less, first through third places will be awarded. If 21-30 entries are judged, first through fourth places will be awarded. If more than 30, first through fifth places will be awarded.

The number of honorable mentions awarded is at the discretion of the judges and may not exceed the number of places awarded.

Note that once entered, you are giving SPS permission to publish your images in our newsletter and on the website. Copyright remains with the photographer.

SUBMITTING YOUR ENTRIES

For Print, members are permitted to enter a total of three (3) images, two (2) in any one category. For Digital you can enter up to four (4) images, two (2) in any one category.

Images that receive a winning place or an honorable mention may not be re-entered in any subsequent monthly Digital Image Group or Print Group competitions in perpetuity (that means forever!). This does not exclude them from any "special" competitions that may be held.

Once your images are submitted you will receive an email confirmation. This is a great opportunity

to check whether or not your images were entered in the proper month and category.

It is important that digital images be sized correctly for viewing. Specific instructions can be found on the SPS website here:

<https://spsphoto.org/competitions/digital-image/digital-image-preparation-guidelines/>

End of Year is handled differently. Members who participated in digital competitions during the season will receive an email with their submissions from which they can choose those to be entered. Rule links in the page heading provide details.

WHY COMPETE?

Win, lose or draw, participating in competitions gives you an opportunity to share your work with fellow SPS members. It also provides you (hopefully) with valuable input on how to make your images better and improve your photography.

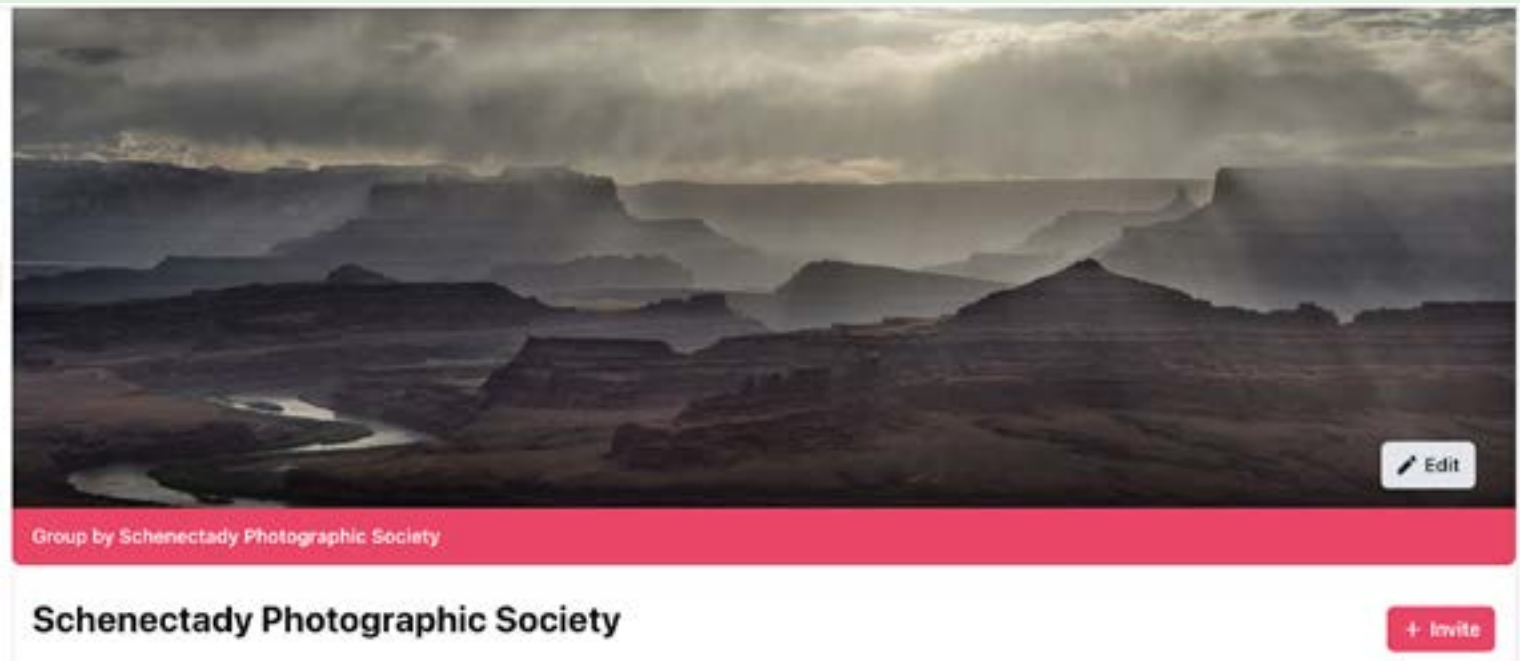
And, the best part...it gets you out and shooting.

Assigned Topics especially get you photographing out of your comfort zone.

We hope to see more members participating this season.

*With new members joining every month, this page will repeat in each issue of the *Focus*.

JOIN ~~LIKE~~ US ON FACEBOOK!*



<https://www.facebook.com/groups/152200768242>

Our “regular” SPS Facebook page is open to all interested photographers. Participants must request permission to join. It’s a great forum for all things relating to photography.



<https://www.facebook.com/schenectadyphotographicsociety>


Our “community” SPS Facebook page is where we post notifications, events, etc.

*With new members joining every month, this page will repeat in each issue of the *Focus*.

A
S
S
I
G
N
E
D



First Place:
"Scottish Ripple"
© Neil Shapiro



2nd Place:
"Entwined"
© Greg Efner


JANUARY WINNING PRINTS
Topic: Reflections

JANUARY WINNING PRINTS



3rd Place:
"Boreas Pond at Dawn"
© Janice Prichett

A
S
S
I
G
N
E
D



Honorable Mention


Judge: Stephanie Palazeke is a Media Arts teacher at Niskayuna High School teaching film making, photography, and studio art. She previously taught elementary art and college level 2-D Design at University at Albany and The College of Saint Rose. She enjoys spending time with her husband observing their pet fish (Swimothy, Long Legged Larry (technically a frog), Lucy, Frank, Nester, Phineas, and Happy) play with each other and beg for additional food. You can view her artwork at zoomdak.com.



"Saratoga Park Reflecting Pool"
© Joe Cotroneo

JANUARY WINNING PRINTS

G
E
N
E
R
A
L



2nd Place:
"Back Streets of Palermo"
© Ron Klein

First Place:
"Stall With a View"
© Linda Tommasulo



Editor's Note:
The photograph originally
awarded first place was
disqualified since it had
previously been entered
and placed. Therefore,
the images that scored
second and third were
moved up.


JANUARY
WINNING PRINTS

Honorable Mention



"Downtown"
© Alan Wiggins

G
E
N
E
R
A
L



M
O
N
O
C
H
R
O
M
E



First Place:
"Escher's Study"
© Neil Shapiro



2nd Place;
"Untitled"
© Ron Klein



3rd Place:
"St. Nicholas Cemetery"
© Dan Steen

Honorable Mention



"Head to Head"
© Greg Efner

JANUARY WINNING DIGITAL IMAGES

A
S
S
I
G
N
E
D



Topic:
Decay

First Place:
"Fall"
© Dan Steen



2nd Place:
"Forest Park Cemetery"
© Phil Olivo

JANUARY WINNING DIGITAL IMAGES

A
S
S
I
G
N
E
D



3rd Place:
"Needs Work"
© Kim Koza



Honorable Mention

"Slipping Away"
© Sharon Silversmith



"This Ol' Truck"
© Kristina Young




"Rusty Wraith"
© Joe Cotroneo

JANUARY WINNING DIGITAL IMAGES



G
E
N
E
R
A
L



First Place:
"Mother and Daughter"
© Rich Schreiberstein



3rd Place:
"White Sands Morning"
© Kim Koza

JANUARY WINNING DIGITAL IMAGES




2nd Place:
“Dreamy Visions of the Dock on Martha’s Vineyard”
© Greg Efner

Judge: Lev Tsimring

Lev Tsimring passion for photography originates in Russia where he spent the first 32 years of his life. Since 1992 he is based in San Diego, California. In his “day life” he studies nonlinear phenomena and pattern formation in physics and biology at UC San Diego. Today he is shooting both color and black & white with a digital camera and makes his own limited-edition prints. His artistic interests range from abstract photography to still life, portrait and landscape; but, in the last few years, he is more attracted to street photography, in which he enjoys capturing fleeting moments of beauty, humor and love in everyday life.

<https://www.levtsimring.com>

GENERAL



4th Place:
“On the Dunes”
© Bill Lanahan

JANUARY WINNING DIGITAL IMAGES



5th Place:
"The Penguin Lady"
© Ron Speier


Honorable Mention



"In the Clouds"
© Bill Lanahan



"Curiosity"
© Elena Keesee




JANUARY WINNING DIGITAL IMAGES

Honorable Mention



“Sun’s Up”
© Linda Tommasulo



“I’m Hungry”
© Ron Speier

JANUARY WINNING DIGITAL IMAGES

MONOCHROME



First Place:
"Flying"
© Neil Shapiro



2nd Place:
"They had no Idea"
© Rich Schreibstein

Continued...

JANUARY WINNING DIGITAL IMAGES

MONOCHROME



3rd Place:
"Leaf Shadow"
© Kim Koza



4th Place:
"Ann Lee Pond"
© Linda Tommasulo



Honorable Mention

"Child in Tow"
© Alan Wiggins


JANUARY WINNING DIGITAL IMAGES

MONOCHROME



"Better on the Other Side"
© Elena Keesee

Honorable Mention



"Whoville Staircase"
© Linda Tommasulo



"Million Dollar Staircase, Capital Arch"
© Neil Shapiro

PLEASE SUPPORT OUR SPONSORS

Hunt's PHOTO & VIDEO
www.huntsphoto.com

Hunt's EDUCATION
edu.huntsphoto.com

Hunt's Photo and Video offers a wide array of classes, workshops, and photo adventures, located in our classrooms, or several picturesque locations inside and outside of the United States.

Socialize with us for the latest events and specials.
@huntsphotovideo
@huntsphoto

For Camera Club Specials...
Ask for Alan Samiljan, at (781) 462-2383.
His usual hours 8:30-5:00pm,
Monday, Tuesday, Thursday, & Friday.

Leave a message or send an email
(asamiljan@huntsphoto.com),
and he'll get right back to you.

HUNT'S FEBRUARY SPECIALS

Canon is running a Trade-In/Trade-Up promotion! Canon will add up to \$300 to your trade-in amount in addition to the INSTANT SAVINGS, toward specific cameras and lenses. What I need YOU to know is that even if you do not have anything to trade, I WILL SUPPLY SOMETHING ON YOUR BEHALF so that you will receive the TRADE-IN BONUS AS A DISCOUNT! This offer is good through Feb. 23rd. See details at right.

Fuji is now offering some great XF lens pricing. We'll give you a FREE lens Protection Filter with the purchase of each lens. Call me for details!

Olympus has just announced the new OM-1 Mk II, \$2,399.99 body, with 12-40mm f/2.8 PRO lens, \$2,999.99. Order by Feb. 23rd and receive a FREE BLX-1 Battery! Order any of these four lenses when you order an OM-1 Mk II by Feb. 23rd and receive an additional \$300 off!

90mm f/3.5 Macro IS PRO / 40-150mm f/2.8 IS PRO
100-400mm f/5-6.3 IS / 12-100mm f/4 IS PRO

Olympus has also announced the new 150-600mm f/5-6.3 IS lens, \$2,699.99! The new Olympus items are expected at the end of February!

Call Alan Samiljan at 781-462-2383 for details on the Fuji Lenses, some great deals on Used Lenses in stock, plus any questions, to request a quote on any other photo gear, or to order. Shipping is FREE in the Lower 48 for most orders over \$75!

EOS MIRRORLESS CAMERAS				
ELIGIBLE PRODUCTS	WAS	INSTANT SAVINGS*	BTU BONUS	FINAL PRICE
EOS R3 body	\$4,999	\$200	\$300	\$4,499.00
EOS R5 body	\$3,399	\$200	\$200	\$2,999.00
EOS R5 RF24-105mm F4 L IS USM Lens Kit	\$4,499	\$200	\$300	\$3,999.00
EOS R6 Mark II Body	\$2,499	\$200	\$200	\$2,099.00
EOS R6 Mark II Body with Stop Motion Animation Firmware	\$2,599	\$200	\$200	\$2,199.00
EOS R6 Mark II RF24-105mm F4-7.1 IS STM Lens Kit	\$2,799	\$200	\$200	\$2,399.00
EOS R6 Mark II RF24-105mm F4 L IS USM Lens Kit	\$3,599	\$200	\$200	\$3,199.00
EOS R7 Body	\$1,499	\$100	\$100	\$1,299.00
EOS R7 RF-58-150mm F3.5-6.3 IS STM Lens Kit	\$1,899	\$100	\$100	\$1,699.00
EOS R7 Content Creator Kit	\$2,099	\$200	\$100	\$1,799.00
EOS R8 Body	\$1,499	\$200	\$100	\$1,199.00
EOS R8 RF24-50mm F4.5-6.3 IS STM Lens Kit	\$1,699	\$200	\$100	\$1,399.00
EOS R8 Content Creator Kit	\$1,899	\$200	\$100	\$1,599.00

SPEEDLITE				
ELIGIBLE PRODUCTS	WAS	INSTANT SAVINGS*	BTU BONUS	FINAL PRICE
Speedlite EL-5	\$399.99	\$50	\$50	\$299.99

SUPER TELEPHOTO LENS				
ELIGIBLE PRODUCTS	WAS	INSTANT SAVINGS*	BTU BONUS	FINAL PRICE
RF100-500mm F4.5-7.1 L IS USM	\$2,899	\$200	\$200	\$2,499.00

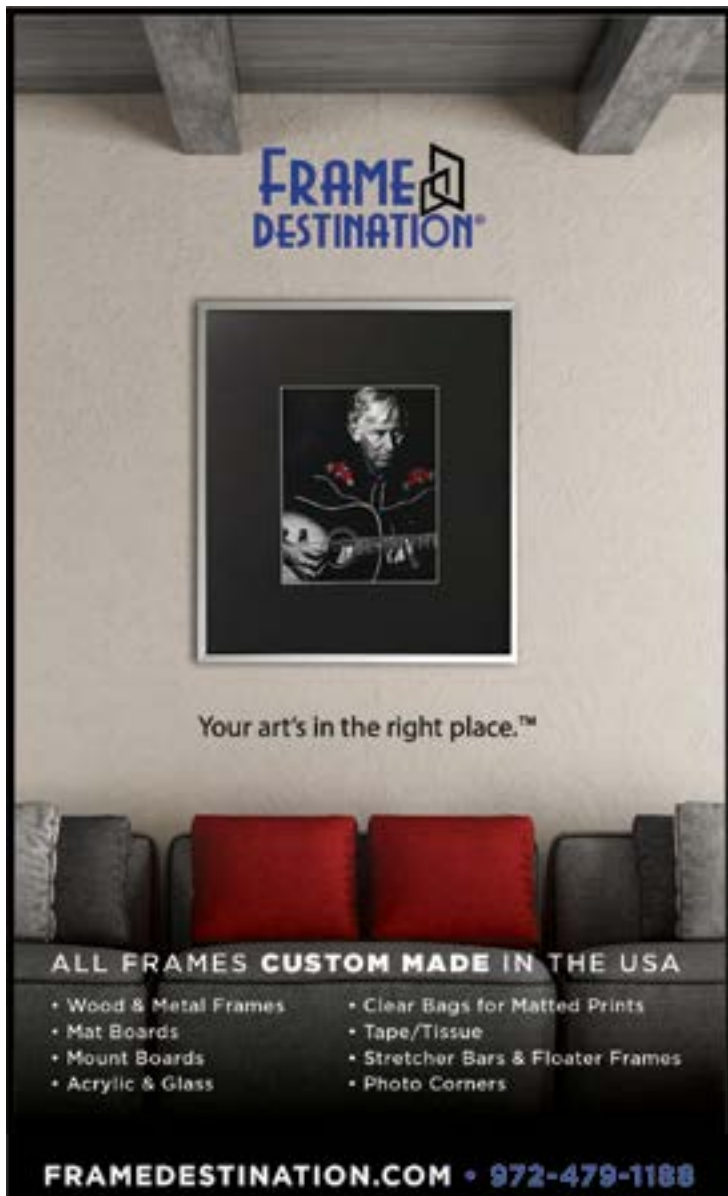
WIDE ANGLE LENS				
ELIGIBLE PRODUCTS	WAS	INSTANT SAVINGS*	BTU BONUS	FINAL PRICE
RF14-35mm F4 L IS USM	\$1,399	\$100	\$100	\$1,199.00

MACRO LENS				
ELIGIBLE PRODUCTS	WAS	INSTANT SAVINGS*	BTU BONUS	FINAL PRICE
RF100mm F2.8 L MACRO IS USM	\$1,199	\$100	\$100	\$999.00

STANDARD ZOOM LENSES				
ELIGIBLE PRODUCTS	WAS	INSTANT SAVINGS*	BTU BONUS	FINAL PRICE
RF70-200mm F2.8 L IS USM	\$2,799	\$200	\$200	\$2,399.00
RF15-35mm F2.8 L IS USM	\$2,399	\$200	\$200	\$1,999.00
RF24-70mm F2.8 L IS USM	\$2,399	\$200	\$200	\$1,999.00
RF70-200mm F4 L IS USM	\$1,599	\$100	\$100	\$1,399.00
RF28-70mm F2 L USM	\$3,099	\$200	\$200	\$2,699.00

STANDARD & MEDIUM TELEPHOTO LENSES				
ELIGIBLE PRODUCTS	WAS	INSTANT SAVINGS*	BTU BONUS	FINAL PRICE
RF85mm F1.2 L USM DS	\$3,099	\$200	\$200	\$2,699.00
RF85mm F1.2 L USM	\$2,799	\$200	\$200	\$2,399.00
RF50mm F1.2 L USM	\$2,299	\$100	\$200	\$1,999.00

PLEASE SUPPORT OUR SPONSORS



SPS members can get 10% off all their orders with Frame Destination!

You must be a registered user of the Frame Destination website as a SPS member. (Note: The discount is not valid with other discounts, and will not work for non-members.)

To become a registered SPS member on our website follow these steps:

1. Click "Login" in the upper right of section of our site - <https://www.framedestination.com>
2. Click "Create an Account" in the middle of the page.
3. Chat or send an email to info@framedestination.com saying you are a registered user and need your account set for SPS membership.

To see how easy it is to order custom frames on our website you can check out the video "How to Order a Custom Picture Frame..." in our video gallery: [framedestination.com/video-gallery](https://www.framedestination.com/video-gallery).

To learn more about us you can check out our About Us Video here: <https://www.framedestination.com/about-us>

NOT A MEMBER OF SPS YET? JOIN (OR RENEW) YOUR MEMBERSHIP TODAY

SEASON STARTED WEDNESDAY, OCTOBER 4.

Membership:

Individual: \$55 / Family (Same Address): \$65 / Student: \$25

NOTE: All members will be supplied with links to meeting recordings (unless prohibited by the presenter).

These links SHOULD NOT be shared to non-members.

Check out the season calendar on the last page and see what you're going to miss if you're not a member!

Click here to join/renew:

<https://spsphoto.org/join-the-schenectady-photographic-society/>

ABOUT THE SCHENECTADY PHOTOGRAPHIC SOCIETY



For 90+ years, the Schenectady Photographic Society has been the meeting place of photographers of all levels—from beginners to serious amateurs to professionals—with the goal of exploring and sharing their love of photography. Members throughout the Capital Region (and beyond, thanks to Zoom!) meet on Wednesday nights to engage in various competitions (digital, photo essay and more), share their vision with like-minded photographers, enjoy guest speaker presentations and other member benefits to further their knowledge, creativity and inspiration.

As part of our monthly competitions, we are challenged with an assigned topic—encouraging participants to venture out of their comfort zones. Members participating in competitions receive specific commentary and suggestions to take their images to the next level. Don't wish to compete? That's OK too. Observing competitions is always inspirational and a great learning opportunity.

With COVID behind us, we are meeting again in person (see calendar on the last page of this newsletter). And you can join us on Field Trips once again. Stay up-to-date with SPS on our website: www.spsphoto.org.

The Schenectady Photographic Society is an enthusiastic and energetic group. Our camaraderie is infectious.

*It's not about being better than everyone else...
it's about being better than you were.*

SPS BOARD OF DIRECTORS 2023-2024

President Joe Cotroneo

president@spsphoto.org

Vice President Linda Tommasulo

vp@spsphoto.org

Treasurer Pat McCormick

treasurer@spsphoto.org

Recording Secretary Paula Keefe

secretary@spsphoto.org

Newsletter Editor Linda Tommasulo

newsletter@spsphoto.org

Webmaster & Annual Report Editor... Sean Sullivan

webmaster@spsphoto.org

Membership Chair: Janice Prichett

membership@spsphoto.org

Print Group Alan Wiggins

printchair@spsphoto.org

Digital Group..... Sean Sullivan & Alan Wiggins

digitalchair@spsphoto.org

Photo Essay OPEN

Judge Coordinator Neil Shapiro

judging@spsphoto.org

Field Trip Coordinator Janice Prichett

fieldtrips@spsphoto.org

Communications Sean Sullivan
& Linda Tommasulo

communications@spsphoto.org

LUBA RICKET CREATIVITY COORDINATOR

Joan Heffler

TRAVELING EXHIBIT COORDINATORS

Bert van Grondelle, Jerry Boehm,
Rich Schreiberstein

travelingexhibit@spsphoto.org

REFRESHMENT COORDINATORS

Judy Breslau & John Ogden

Connect with the Schenectady Photographic Society:

Website: www.spsphoto.org

Facebook Group: <https://www.facebook.com/groups/schenectadyp photographic society/>

Facebook Page: <https://www.facebook.com/schenectadyp photographic society/>

Instagram: @schenectadyp photographic

THE FOCUS NEEDS YOU! For articles, suggestions, and member profiles (bios/photos).

Contact Linda at newsletter@spsphoto.org.

SPS 2023-2024 SEASON CALENDAR

For Assigned Topics, images must have been taken or after May 1, 2023.

Deadline for submission of digital images is midnight on Saturday (Sunday am) before the competition date—no exceptions!

Meetings start at 7pm. For Zoom meetings, members will receive appropriate link to sign in via email.

This schedule is always work in progress and is subject to change!

October, 2023

10/4/23.....**OPENING NIGHT @ FUMC**

Mark Joseph Kelly: The Life & Photography of
Brendan Fahy Bequette

10/11/23**PRINT COMPETITION @ FUMC**

Assigned Topic: Outside at Night
Judge: Frank Rapant

10/18/23**DIGITAL COMPETITION on Zoom**

Assigned Topic: Balance
Judge: Johanna Siegmann

10/25/23**EVENT NIGHT on Zoom**

Alan Shapiro: Street Portraiture

November, 2023

11/1/23.....**PRINT COMPETITION @ FUMC**

Assigned Topic: Nautical
Judge: Fred Neudoerffer

11/8/23.....**DIGITAL COMPETITION on Zoom**

Assigned Topic: Music
Judge: Wendy Nelson

11/15/23**EVENT NIGHT on Zoom**

Sarah Marino: Creative Approaches to Photographing
Plants and Flowers

11/22/23.....**NO MEETING (THANKSGIVING)**

11/29/23**EVENT NIGHT on Zoom**

Mark Fitzgerald: Masking in Lightroom Classic

December, 2023

12/6/23.....**PRINT COMPETITION @ FUMC**

Assigned Topic: Flowers
Judge: Angela Breyette

12/13/23**DIGITAL COMPETITION on Zoom**

Assigned Topic: Multiple Exposure
Judge: Lisa Cuchara

12/20/23**EVENT NIGHT on Zoom**

Matt Payne: Creating a Website to Sell Your Prints

12/27/23.....**NO MEETING (CHRISTMAS WEEK)**

January, 2024

1/3/24.....**PRINT COMPETITION @ FUMC**

Assigned Topic: Reflections
Judge: Stephanie Palazeke

1/10/24.....**DIGITAL COMPETITION on Zoom**

Assigned Topic: Decay
Judge: Lev Tsimring

1/17/24.....**EVENT NIGHT on Zoom**

Beth Ruggerio: Getting Started in Night Photography

1/24/24.....**EVENT NIGHT on Zoom**

Photo Essay Inspiration - 2023 Winners Discuss Their Essays

January, 2024 (Cont'd.)

1/31/24.....**EVENT NIGHT on Zoom**

Cole Thompson: Eye vs. Vision (Black & White)

February, 2024

2/7/24.....**PRINT COMPETITION @ FUMC**

Assigned Topic: Landscape in Black & White
Judge: Kevin Q. Gray

2/14/24.....**DIGITAL COMPETITION on Zoom**

Assigned Topic: Wood
Judge: Steve Simon

2/21/24.....**EVENT NIGHT on Zoom**

Tony Sweet: The Surreal World of Infrared Photography

2/28/24.....**EVENT NIGHT on Zoom**

James Maher: From Cities to Suburbs (Street Photography)

March, 2024

3/6/24.....**PRINT COMPETITION @ FUMC**

Assigned Topic: Transportation
Judge: David Fingerhut

3/13/24.....**DIGITAL COMPETITION on Zoom**

Assigned Topic: Stacks
Judge: Thomas Robinson

3/20/24.....**PHOTO ESSAY COMPETITION @ FUMC**

Judge: Cindy Schultz

3/27/24.....**EVENT NIGHT on Zoom**

Silvana Della Camera: Color, Contrast, Lighting &
Composition

April, 2024

4/3/24.....**PRINT COMPETITION @ FUMC**

Assigned Topic: Heat
Judge: Richard Lovrich

4/10/24.....**DIGITAL COMPETITION on Zoom**

Assigned Topic: Triangles
Judge: Tom Cuchara

4/17/24.....**LUBA RICKET CREATIVE
COMPETITION @ FUMC**

Judge: Lawrence White

4/24/24.....**NO MEETING (PASSOVER)**

May, 2024

5/1/24.....**EVENT NIGHT @ FUMC**

Peter Bosco: The American Snapshot

5/8/24.....**PRINT IMAGES OF THE YEAR @ FUMC**

Judges: Natalie Cartz & Mark McCarty

5/15/24.....**DIGITAL IMAGES OF THE YEAR on Zoom**

Judges: Chris Murray & Shannon Calvert

June, 2024

Awards Banquet - Date & Location TBA