

**Bold red texts  
are  
interactive links!**

# FOCUS

**HAPPY HOLIDAYS TO ALL!**  
**Wishing everyone a happy and joyous holiday season.**



Photo taken at Grafton Lakes State Park Night Photography workshop with Mark Bowie

## INSIDE THIS ISSUE

Message from the President.....	2	November Print Winners, General.....	17-18
Outside the Box (12/4).....	3	November Print Winners, Monochrome .....	19-20
Street Photography, Dr. Jeff Perkins (12/11) .....	3-5	November Print Winners, Assigned.....	20-21
Focus On: Ferdie Bowman.....	6-8	Digital Winners, General.....	22-24
Workshop and Contest.....	9	Digital Winners, Assigned.....	24-26
Camera Lenses and When to Use Them .....	10-13	Please Support our Sponsors.....	27-28
November at SPS.....	14-15	About SPS & Board of Directors.....	29
Traveling Exhibit.....	16	2019-2020 Season Calendar.....	30



# MESSAGE FROM THE PRESIDENT

Rich Schreiberstein

## DISASTER SURVIVAL

I survived the disastrous crash of 2019 but not unscathed. I was quite scathed. My hard drive containing my catalog and all my RAW and post-production photos was unsalvageable. My photo backup on another external drive was fine, but it only contained the unprocessed RAW files.

I converted to CaptureOne from Lightroom about four months ago. I found CaptureOne handles my Fuji files better than Lightroom and have been quite pleased with what I've rendered. Unfortunately, those renditions were lost.

The denouement began when I upgraded to Mac OS Catalina from Mojave. I ignored the online warnings from early adapters who had difficulty with the upgrade. I'm a proud technological troglodyte. "Can't happen here," I told myself. And it didn't. Everything worked swell for about a month and then, about three weeks ago, I was alerted to a Catalina upgrade from version 10.15 to version 10.15.1. What could a measly .1 possibly affect? Simple answer: Everything.

Not only did I lose my catalog containing the post-processed files, but my external hard drive was unreadable, essentially becoming a 5TB paperweight. I purchased a new external and copied my backup to it. I then recreated a catalog, importing my RAW files into new folders.

I was verklempt. Those who spend hours in post-production can share my pain. All the color, white balance, exposure adjustments, and masking, had to be recreated. That's a whole lot of adjustment, but it also meant I had to review my files and decide whether I wanted to make any adjustments at all or to just leave the file in its RAW format. Hence the benefit of a disastrous versus a catastrophic crash. I'm now defining disastrous as bad but recoverable and catastrophic as where you are basically SOL and should find a new hobby.

I decided there were thousands of photos I really didn't need to touch. These were the photos clogging my hard drive I oftentimes edited for no further purpose. I didn't send them to family or friends, post them on social media, or enter them in competition. Basically, these were the photos I didn't deem worthy.

I will readily admit I have files full of that type of photo. As my photography skills slowly progress, I periodically find photos where I wonder what I was thinking when I took or kept that shot. Those photos did not get reimported into my catalog.

Even if you never find yourself facing the disaster I faced, you might think about culling those shots. I previously mentioned culling software, "FastRaw-Reviewer," a \$19.95 program and well worth it. Saves you hours.

I opened each of my folders...I name folders by date and location/event, for example "112819 Thanksgiving." Some of these folders can contain several hundred RAW photos. When I reconstructed my catalog, I often just passed over folders I knew I'd never look at again. This may sound a bit brutal to some of you, but remember, those photos exist on an external drive, just not in my catalog. So, even if you're a bit obsessive compulsive...and what photographer isn't, you still have access to those clunkers.

And the really good news is I was able to review some of my keepers and re-edit them to what I like to think is a higher quality than I originally produced. And since I no longer have the original edits, I am unqualifiedly able to state they are quantitatively better.

Wishing you all a happy and disaster-free holiday!

*Rich*

# OUTSIDE THE BOX DECEMBER 4 Hosted by: Our Members!

It will be an evening of surprises, as a selection of our members will share five minutes of any digital photos they choose. Will it be travelogues, portraits, macro, landscape??? It could be anything! Come to our meeting on Wednesday, December 4, and enjoy the show.

Photographers sharing their work (not necessarily in order):

M-J Adelman  
Jerry Boehm  
Joan Heffler  
Ray Henrikson  
Connie Frisbee Houde  
Carolyn O'Donnell  
Saul Seinberg  
Sean Sullivan  
Sonya Ward

Thank you to those who volunteered to participate.  
We are hoping this will be an annual event.

## STREET PHOTOGRAPHY DECEMBER 11 by Dr. Jeffrey Perkins

Jeff Perkins, former SPS long-standing member will talk about his experience as a street photographer. Street photography is one of the genres of photography that Jeff loves and he will share not only a number of his images but how they were taken. He will discuss approaching people for street portraiture and stealth modes of candid photography. Equipment options will also be reviewed to achieve the best results.

Too many photographers are afraid of shooting in the street, but after Jeff's presentation hopefully that fear will be alleviated.



© Jeff Perkins

*Continued...*

# STREET PHOTOGRAPHY with Dr. Jeff Perkins

(Continued from page 3)



All photos © Jeff Perkins



# STREET PHOTOGRAPHY with Dr. Jeff Perkins

(Continued from page 4)



All photos © Jeff Perkins



# FOCUS ON

## Ferdie Bowman

My name is Ferdie and this is my photographic journey. I think many of you may find similarities with your own journey in photography.

I like capturing images that impact the viewer with their texture, color, humor or uniqueness. I particularly enjoy macro and stop action photography which captures details you can't see with the naked eye. My weakest area is street/people photography, probably because of shyness ingrained during childhood. My photographic "White Whale" is a humming bird in flight.

As a child I remember seeing my mother using her Kodak Brownie Hawkeye to take photos of family and friends when we got together for any event or celebration. She would write the names on the back of the prints and enlisted my help to stick them in albums using those little triangular photo mounts.

My interest in taking pictures started in my early teens after I received a Kodak Instamatic one Christmas. It was always exciting to see the hits and misses when you opened that yellow envelope of developed prints. Over time I became friendly with the owner of the one camera store in my small Midwestern home town. He developed B&W film and prints in a darkroom in the back of the store. I was curious and asked about the process which he explained in elaborate detail. After that I wanted to someday be able to develop my film and make enlargements of my prints.

Starting at 16 I worked part-time at a grocery store. By the time I graduated high school I had saved a few bucks and bought my first 35 mm SLR, an inexpensive Mamiya Sekor. I had a lot to learn about shutter speed, f-stop, film speed (ASA) not to mention focusing the lens using that split image circle in the view finder. Now I could take a stop action picture revealing images you couldn't see in real time. Later that summer I sent an application to the Famous Photographers School and met with the traveling recruiter. After the interview I decided to pass on the opportunity. Being able to earn a living was a high priority for me and I wasn't confident I could do that just taking pictures. Instead I opted to continue with my prior plan to enroll in a college close by and study Engineering. For the next four years nearly all of my time was spent working, going to school and studying. When I did have free time, photography was an important outlet.

After college I got a job with GE in Cincinnati but one year later I was transferred to some distant place called Schenectady, NY. I relocated to a 2-family house in Schenectady where I had use of the basement. A few months later that basement became my



"Most Painted Building in the World" © Ferdie Bowman

first (part time) darkroom. I started expanding my photography. I bought film and print developing equipment including an enlarger, film cans, print trays and various chemicals. I learned about burning, dodging and playing with the chemistry and paper to adjust contrast in the enlarged prints. There are few things in life that can match the excitement of watching a print appear before your eyes in a tray of developer under the safelight.

I shot mostly B&W film and I shot so much I started buying film in bulk reels and reloading film cans in a changing bag. Then I decided to upgrade my camera. I bought a Nikon Photomic FTn 35 mm SLR. What a step forward; now I had a SLR with a built in light meter. I continued shooting for my own pleasure and soon started shooting and processing color slides in the laundry/dark room along with B&W. I also wanted to try medium format so I bought a used Rollicord TLR. I continued shooting B&W, slides and color negative film but I couldn't make color prints. That was another level of complexity which would require a new color printer, color filters, color analyzer and light-proof print developing tanks. I wasn't ready for that so I relied on photo labs for color enlargements.

In the mid 70's a good friend and co-worker asked me to photograph his wedding. I explained I hadn't photographed a wedding before and suggested he find a professional, but he insisted I would do a good job. I was terrified. Not only was the ceremony at St. Georges on Ferry Street and the "high end" reception at the Mohawk Club, the father of the bride was the Executive of one of the largest insurance companies in Schenectady. Waiting for the film and proofs to come back was excruciating. I lost track of how many 36 exposure rolls I used, maybe 8 or 10. When the proofs came back I was relieved. Fortunately after hours of preparation and a lot of good luck I successfully captured all the "money" shots and had more than enough good images to "gift" them a nice wedding album. I haven't done a wedding since, but today it would be a lot less stressful with auto-focus, auto exposure and burst modes.

*Continued...*

## FOCUS ON: Ferdie Bowman

(Continued from page 6)

Near that same time I learned about a photo club that met in Schenectady. I was curious so I started attending meetings of the Schenectady Photographic Society. I enjoyed being around so many great photographers and seeing their work. I still remember a specific slide competition where members were enlisted to judge the entries using a 5 point system in several categories like interest, impact and technical merit. When the paper ballots were all counted the 1st place winner was an image of a ship cruising down a fiord in Scandinavia. I hadn't rated it highest in any category but pretty good in every category. I also remember a couple of members always seemed to win or place very high in the competitions. Their names were repeated so often I remembered them: Max Tiller and Ken Deitcher. Still true today, cream rises to the top!

Then some life changes happened involving work, home and family which distracted me from photography. I lost my darkroom and packed up all my processing equipment in a foot locker where it still remains today. Shortly after I sold my Nikon SLR. My photography then took a back seat for several years. In the 80's electronic advancements in cameras rekindled my interest, and in 1984 I bought a Canon AE1 35 mm SLR which now had SS auto exposure. I started taking more photos but most of my photos were of the family/ event snapshot variety.

I followed the tech advances in equipment and in early the 2000's I bought my first digital camera, a Mavica MVC-CD 2MP that recorded on a CD. Shortly after I started learning to use Adobe Photoshop and a color photo printer. Over the next several years I learned a lot about digital photography and Photoshop. I also went through a few fully auto point-and-shoot cameras as MP capability increased to 4 MP then 6 MP then 14 MP. I rediscovered the pleasure of watching a print I processed roll out of the printer. I had never had that experience with color in the film days because color processing had to be done in near total darkness.

After I retired I started spending more time with photography. I felt pretty comfortable with Photoshop and digital photo printing but I was feeling limited by my camera equipment. In 2013 I bought a FUJI Finepix HS50 bridge camera, 16MP with a 600X zoom. This was a big step up with more capabilities. Having the built in 600x zoom was great. Even with a small sensor the image quality was pretty good but the macro was excellent. I also learned the advantages of shooting in RAW and decided I had to learn to use Adobe Lightroom to process images and catalog my growing image collection.

One day a good friend and I were talking about photography. She said she was planning to attend a Schenectady Photographic Society meeting and asked if I might be interested. I had forgotten about SPS and didn't know the group was still around. I said, "Sure," and we started attending meetings together. Thank you Barb Berberich for reintroducing me to SPS. For the past several years I've really enjoyed the meetings and associating with this talented group who share my interest in the art of photography. I've enjoyed the learning experiences and I particularly enjoy the competitions which are truly inspirational. After seeing some of the amazing images entered in SPS competitions I wanted to push myself. I started evaluating cameras with a larger sensor. After a lot of research I decided on a gently used Canon 80D which met my budget. It wasn't long before I started collecting a couple of used Canon L lenses to capture the fine image detail I craved. I've been happy with my 80D but after 18 months I'm still learning to use it's capabilities. I need to shoot more. In spite of this I keep evaluating new camera developments and considering where I might go in the future. I look forward to many more years of pleasure taking photos and participating in SPS activities.



"Fisherman Monument" © Ferdie Bowman

*Continued...*

## FOCUS ON: Ferdie Bowman

(Continued from page 7)



"Not Playin' Possum Here" © Ferdie Bowman



"Ready for the Fashion Show" © Ferdie Bowman



"Koi Go Round" © Ferdie Bowman



"Natures Superhero" © Ferdie Bowman



"Busy Bumble Bee" © Ferdie Bowman



# WORKSHOP & CONTEST

Finger Lakes Professional Photographers Society of New York  
*continuing education:*



**COMING APRIL 19, 2020: FULL DAY**

**LINDSAY  
ADLER**

**\$99**

**Location:  
Quality Inn,  
Waterloo NY**

Join us for Lindsay's Upstate NY presentation "In Search of Creativity: Creativity in-camera & Photoshop" for a full day of mind blowing learning from one of photography's top photographers and instructors.

Lunch and accommodations available at extra cost.

PPA Merit for PPA Members with PPA number.

For more info on the presentation see our Facebook page:  
[www.facebook.com/groups/FingerLakesPPSNYS](http://www.facebook.com/groups/FingerLakesPPSNYS)

**For more information or to register contact  
Al Knataitis at 315-945-4867 or email: [aknataitis@gmail.com](mailto:aknataitis@gmail.com).**



Sponsored by:

PHOTO & VIDEO  
**Hunt's**


## Arbor Day Poster Contests Now Open

New Yorkers are invited to enter DEC's Arbor Day artwork contests. Each year, the Urban and Community Forestry program within DEC's Division of Lands and Forests offers two artwork contests for New Yorkers – one contest for all members of the public, and one specifically for fifth grade students. Both contests aim to promote the immeasurable value of trees in both the environment and our lives.

All members of the public may enter the NYS Arbor Day Original Artwork Poster. Entries can be either original artwork or photographs taken in New York State and should be submitted to [arborday@dec.ny.gov](mailto:arborday@dec.ny.gov) by **December 31, 2019**. Include your name, address, and where the photo was taken when submitting. Model consent forms are required for any people in photos. For more information about the contest, [visit the contest website](#).

Fifth graders may enter the [Fifth Grader Poster Contest](#) by creating an original poster depicting this year's contest theme: "Trees Feed New York." The contest is open to all students enrolled in fifth grade (including homeschool students), and schools should submit classes together. Posters must be submitted to your local DEC regional office by **December 20, 2019** to allow time for judging and printing artwork.


**Photo:** The 2019 Arbor Day Original Artwork Poster featuring the winning photograph by Paul Bergwall of Honeoye Falls, NY.



# THE MANY TYPES OF CAMERA LENSES AND WHEN TO USE THEM

by Judit Ruiz Ricart

Editor of the Wix Photography Blog - Reprinted with Permission



You've probably heard in more than one occasion that the secret to capturing great images is the photographer, not the camera. That's definitely true, to some extent. If you're talented (and lucky) enough, you could take your decades-old compact camera, capture some striking photos, share them on your photography website, and make a living out of selling your outstanding work.

However, more often than not you'll need to invest in professional gear in order to keep improving your skills. The kit lens that came with the camera when you bought it might be enough for some

time, but eventually you'll start dreaming of bigger challenges that require different types of camera lenses. This is a natural outcome that comes with finding your style and passion, and yearning for the tools to bring your ideas to life.

Whether you're looking to expand your equipment kit or simply wondering what the best lens is for your specific photography niche, you've come to the right place. This simple guide will teach you all you need to know about the different types of camera lenses and when to use them.

Types of Camera Lenses by Focal Length and Uses

<b>Focal Length</b>	<b>Type of Lens</b>	<b>Primary Uses</b>
4mm - 14mm	Fisheye	Abstract, creative
14mm - 35mm	Wide angle	Landscape, architecture
35mm - 85mm	Standard	Street, travel, portrait
85mm - 135mm	Short telephoto	Portraits, street
135mm+	Medium telephoto	Sports, wildlife, action
35mm - 200mm	Macro	Close ups
Undetermined	Tilt-shift	Architecture, fine art

*Continued...*

# CAMERA LENSES AND WHEN TO USE THEM

(Continued from page 10)

## Standard lenses

Standard lenses have a mid-range focal length, usually between 35mm and 85mm. These lenses offer a fairly accurate representation of what the human eye sees, both in terms of visual angle and perspective. As a result, images are perceived as more natural than those taken with other types of camera lenses.

Also known as “normal lenses,” their human-like viewpoint is especially valuable in documentary projects such as street, portrait and travel photography. Beyond these genres, this lens is considered a standard lens that every professional photographer must have in their equipment. Out of the many options, the 50mm prime lens, popularly referred to as “Nifty Fifty,” is the preferred gear choice among professionals and amateurs alike. lenses

As a result, images are perceived as more natural than those taken with other types of camera lenses.



Standard

## Telephoto lenses

Telephoto lenses have long focal lengths, starting at 85mm, and allow you to photograph subjects from a distance thanks to their magnification. They are significantly heavier and bigger than

other types of lenses, and more often than not require the use of camera accessories such as tripods or monopods.

Since depth of field is inversely proportional to focal length, these lenses inherently produce very narrow focal planes. This makes short telephoto lenses (85mm to 135mm) especially useful for portrait photography, as the background appears completely blurred. In other types of photography, they offer the ability to get close up shots from a significant distance away. This is what makes these lenses so popular among a variety of fields, such as sports and wildlife photography.



Telephoto

## Wide angle lenses

Wide angle lenses are those with a short focal length, commonly ranging from 14 to 35mm. The broader field of view allows you to capture more of the scene in a single exposure. Because of this, wide angle lenses are particularly popular in architecture and landscape photography.

Another one of the key features of these types of camera lenses is their ability to create a large depth of field. This allows the photographer to capture shots where most of the scene is razor sharp. On the downside, the shorter the focal length is, the more distortion you'll see in your images. While you can use a free photo editing software to correct this issue, it's recommended to avoid placing elements near the frame to minimize the damage.

*Continued...*

# CAMERA LENSES AND WHEN TO USE THEM

(Continued from page 11)



Wide Angle

## Fish eye lenses

Fish eye lenses are ultra wide angle lenses with a focal length between 4mm to 14mm. They're most commonly used in abstract photography, as their unique mapping gives the image a convex appearance that distorts straight lines. The lowest focal lengths can result in circular images that provide a 180° view.

As you might've guessed, their name comes from their similarity to fish eyes. You can see in the frontal element of the lens that it bows forwards to offer a panoramic view. While the singularity of this type of camera lens makes them unsuitable for most projects, they are a wonderful tool to bring your creative photography ideas to life.



Fish Eye

## Macro lenses

Macro lenses have a unique internal structure that allows them to capture close ups with accurate detail, sharpness, and contrast. The purpose of this type of lens is to display subjects at life size (1:1) or larger. They're primarily used to capture beautiful nature photos, but are also significantly popular in fields such as product and fine art photography.

The focal length of macro lenses usually varies between 35mm and 200mm. However, many prefer telephoto lengths as being far from the subject makes it easier to illuminate the scene. Regardless of the distance the photographer is from their subject, macro lenses do not perform well in far distances. In other words, you won't be able to get a sharp focus in a broad frame.



Macro

## Tilt-shift lenses

Tilt-shift lenses can be tilted and shifted to manipulate the vanishing points of the scene. This is achieved by modifying the position of the optics in relation to the camera sensor. They're used to alter perspectives and reduce lens distortion, as well as to focus selectively.

This type of lens is not commonly used by the regular public, but rather in specialized photography careers such as architecture photography and fine art photography.

*Continued...*

# CAMERA LENSES AND WHEN TO USE THEM

(Continued from page 12)



Tilt-Shift

## ***Other classifications***

### **Prime vs. zoom lenses**

Prime lenses have a fixed focal length, while zoom lenses provide a range of focal lengths you can easily change. Both of them have their strengths and weaknesses, and you'll likely end up with both types of camera lenses on your equipment.

Because they do not have internal moving parts other than the diaphragm, prime lenses tend to be cheaper and lighter, as well as having better optical quality than zoom lenses. On the downside, you won't be able to get closer or farther from the subject without physically moving.

Zoom lenses are much more flexible and allow you to photograph a wide range of subjects without having to change your gear. However, zoom lenses tend to be slower and rarely match the perfection in quality of prime lenses.



### **Fast vs. slow lenses**

The speed of a lens is determined by its aperture. Fast lenses offer wide apertures, such as f/2.8 and up, while slow lenses usually only support up to f/4. The wider the aperture, the better the lens will perform in low light conditions, and the narrower the depth of field you'll be able to achieve.

Since photography is all about light, hence the name, you should always aim to use a faster lens, especially if you want to become a professional photographer. Their only downside is the pricing tag, as each additional stop can easily double the price of the lens.

**Check out more photography tips  
on the  
Wix Photography Blog:  
<https://www.wix.com/blog/photography>**

**Create your own website with Wix:  
<https://www.wix.com>**

Judit Ruiz Ricart has a BA in Fine Arts and is the  
Wix Photography Blog Manager.

# NOVEMBER AT SPS

Mark Sweeney Workshop



© Linda Tommasulo

Mark Bowie's "Compelling Landscapes"



© Linda Tommasulo

Mark Bowie Night Photography Workshop




© Rich Schreiberstein

A masterpiece by Elena Keesee



© Dan Steen



© Linda Tommasulo

Photo Essay Inspiration



© Rich Schreiberstein


Another M-J Adventure: Iceland & Greenland

# NOVEMBER AT SPS

More Photos from the Mark Sweeney Workshop  
© 2019 Rich Schreiberstein



Special thanks to  
Luba Ricket's Family  
(our donors),  
Joan Heffler  
(our organizer),  
and everyone who  
helped make this  
a very successful  
event.



# TRAVELING EXHIBIT

## 2019-2020 Season Schedule

Here are the confirmed dates (so far) for our Traveling Exhibit for the coming season. All members (Yes...you MUST be a member) are encouraged to participate. Members who have not previously participated will be given preference. Images must be framed and ready for hanging (i.e., wired). In general, there are no size restrictions (but, we ask you to be reasonable when it comes to larger prints). There are also no restrictions

as to subject matter (see exception for August/September 2019 below), frame and mat colors, canvas prints, metal prints, etc. Details on photo collection and specific exhibit dates/times will be forthcoming.

If you'd like more info, contact the Traveling Exhibit Coordinators at:  
[travelingexhibit@spsphoto.org](mailto:travelingexhibit@spsphoto.org)

### CALENDAR 2019

#### December - Open

### CALENDAR 2020

#### January & February

##### **Beltrone Living Center**

6 Winners Circle, Albany, NY 12205  
(518) 459-2857, X 303

#### March

##### **Voorheesville Public Library**

51 School Rd., Voorheesville, NY 12186  
Mon–Thurs/9:30–9; Fri/9:30–6; Sat/10–5;  
Sun/1–5  
(518) 765-2791

#### April

##### **Uncommon Grounds**

402 Broadway, Saratoga Springs, NY 12866  
Mon–Thurs/6–10; Fri/6–11; Sat/6:30–11;  
Sun/6:30–10  
(518) 581-0656

#### May & June

##### **Spectrum 8 Theatres**

290 Delaware Ave., Albany, NY 12209  
(518) 449-8995

#### July & August

##### **The National Bottle Museum**

76 Milton Ave., Ballston Spa, NY 12020  
Fri–Tues/10–4  
(518) 885-7589

#### September - November

##### **Mabee Farm Historic Site**

110 Main St., Rotterdam Junction, NY 12150  
Tues–Sat/11–4  
(518) 887-5073

#### December

##### **Saratoga Springs Visitor's Center**

297 Broadway, Saratoga Springs, NY 12866  
Mon–Fri/9–5; Sat/9–6; Sun/10–3  
(518) 587-3241



© Rich Schreiberstein



# NOVEMBER PRINT WINNERS

GENERAL



1st Place  
"That Look"  
© Rich Schreiberstein

**PRINT JUDGE:**

**Vanessa Wheeler** has a BA in Fine Arts from SUNY New Paltz and 20 years experience in photography, which includes portrait studios and commercial photography. In 2010, she established All Occasions Photography, specializing in weddings but also including engagements, maternity, newborn, family and even Boudoir.



2nd - "Leader of the Pack"  
© Alan Wiggins

3rd Place - "Fall has Arrived"  
© Barb Lawton



# NOVEMBER PRINT WINNERS

GENERAL




4th Place - "Dock to Infinity"  
© Linda Tommasulo

Honorable Mention



"The Bedroom Window"  
© Dennis Johnston



Male and Female Red-winged Blackbirds

"Male and Female Redwinged Blackbirds"  
© Joe Cotroneo



"Lockpoint in Lock 7" / © Bert van Grondelle

# NOVEMBER PRINT WINNERS

MONOCHROME



1st Place - "View from the Highline"  
© Linda Tommasulo



2nd Place - "Time to File"  
© Sean Sullivan`



3rd Place - "The Outcast"  
© Alan Wiggins

To view these, and other competition photos, check out our website:  
[www.spsphoto.org](http://www.spsphoto.org)

Click: Competitions then  
"Print" or "Digital Image"

# NOVEMBER PRINT WINNERS

MONITOR



“Chesapeake Bay Clouds”  
© Barb Lawton

Honorable Mention



“Lazy Summer Afternoon”  
© Joe Cotroneo

Assigned Topic:  
“A Tradition”

ASSIGNED



1st Place - “Scaghticoke Fair”  
© Linda Tommasulo

# NOVEMBER PRINT WINNERS

A  
S  
S  
I  
G  
N  
E  
D



2nd Place  
"Drum and Pipe Major"  
© Dow Smith

3rd Place  
"K of C - Tradition of Charity"  
© Joe Cotroneo



Honorable Mention


"Father, Son, Baseball"  
© Rich Schreiberstein

# NOVEMBER DIGITAL WINNERS

**1st Place**  
"Tundra Wolf, Shaking"  
© M-J Adelman



G  
E  
N  
E  
R  
A  
L



**3rd Place**  
"Fingertips"  
© Nancy Pfuntner



**2nd Place**  
"Up Up and Away"  
© M-J Adelman



# NOVEMBER DIGITAL WINNERS



4th Place  
"Behind the Scenes  
in Monument Valley"  
© Jeana Caywood

5th Place  
"Milkweed Explosion"  
© Barb Lawton



Honorable  
Mention


"We are not Lonely,  
We Have our Phones"  
© Phil Olivo



"The Red Airplane"  
© Denise Kemp

"Unreal"  
© Elena Keesee

GENERAL



# NOVEMBER DIGITAL WINNERS

Honorable  
Mention




“High Peaks”  
© Joe Cotroneo



“We Only use Hebrew National”  
© Linda Tommasulo

G  
E  
N  
E  
R  
A  
L




Assigned  
Topic:  
“Coffee”



1st Place:  
“Wizard’s Coffee”  
© Elena Keese

A  
S  
S  
I  
G  
N  
E  
D





## NOVEMBER DIGITAL WINNERS



2nd Place: "Crafting Turkish Coffee" / © Elena Keesee




3rd Place: "Just Coffee"  
© Denise Kemp

### **Digital Judge:**

**Emily Vallee** holds an MFA from the Massachusetts College of Art and Design and a BA from the University of Vermont. Her work has been exhibited internationally, most recently at the Vermont Center for Photography, the Atlantic Wharf Gallery, Boston and the Pro-Natura Center, Champ-Pittet, Switzerland. She was recently published online at Boooooom Art, Lamono Magazine and Phases Magazine. Vallee currently lives and works in Saratoga Springs, NY she is part-time faculty at Skidmore College and Arts Instructor and Gallery Assistant at 70 Beekman Gallery.

A  
S  
S  
I  
G  
N  
E  
D



# NOVEMBER DIGITAL WINNERS



“Whatever Beans Necessary, I’m Not Hooting”  
© Jeana Caywood




“Wicked Good Coffee”  
© Joe Cotroneo



“Coffee to Go”  
© Larry Hill

Honorable  
Mention

A  
S  
S  
I  
G  
N  
E  
D



## IT'S GETTING COLD OUT THERE!



Some of us do like snow...  
but it certainly wreaks havoc on our meetings!  
This is just a reminder that, in the event of inclement weather  
PLEASE check your e-mail and the SPS website  
before heading out.

In the event of bad weather it is up to the  
Program Chair to determine if a meeting will be held.  
Although we hate to cancel or postpone our meetings,  
your safety is our main concern.

**NOTE: We will soon have a system whereby you will be notified by text message in the event a meeting is canceled.**

# PLEASE SUPPORT OUR SPONSORS!

PHOTO & VIDEO EST. 1989  
**Hunt's**  
www.huntsphoto.com

Hunt's EDUCATION  
edu.huntsphoto.com  
Hunt's Photo and Video offers a wide array of classes, workshops, and photo adventures, located in our classrooms, or several picturesque locations inside and outside of the United States.

Socialize with us for the latest events and specials.  
@huntsphotovideo  
@huntsphoto

**For Camera Club Specials...  
Ask for Alan Samiljan, at (781) 462-2383.  
His hours are usually 8:30-5:00pm,  
Monday, Tuesday, Thursday, & Friday.**

**Leave a message or send an email  
(asamiljan@huntsphoto.com),  
and he'll get right back to you.**



**New Camera's Alert!  
Canon 90D, Sony A7R4, and just  
announced to be released, Nikon D6!**

## HUNTS DECEMBER SPECIALS

First, I want to THANK YOU for your support of Hunt's Photo & Video! I want to wish you all a very Happy and Healthy Holiday Season! If you plan on purchasing a camera or lens for yourself or as a gift, please call me at 781-462-2383. I have many unadvertised specials and bundle deals!

**Hunt's and Canon are offering FREE Hunt's Gift Cards**, good toward a future purchase, when you purchase any of the following bodies or kits from now thru Dec. 24!

EOS R Body, \$1,799 or 24-105L Kit \$2,699, Receive A Free \$200 Hunt's Gift Card / EOS 5D IV Body, \$2,499 or 24-105L Kit, \$3,399, Receive A Free \$200 Hunt's Gift Card / EOS RP Body, \$999 or 24-240mm Kit, \$1,499, Receive A Free \$100 Hunt's Gift Card / EOS 6D II Body \$1,199 or 24-105L Kit, \$2,099, Receive A Free \$100 Hunt's Gift Card / EOS 90D Body \$1,149 or 18-135mm Kit \$1,449, Receive A Free \$50 Hunt's Gift Card

Call me at 781-462-2383 for a quote, and remember, if you purchase a Canon Pixma Pro 10 Printer, \$379.99, and package of Canon 13x19x50 Semi-gloss or Luster paper, \$50, at the same time you purchase any of these cameras, Canon

will send you a \$350 mail-in rebate. Your final cost for the printer and paper is just \$79.99!

Not to be outdone, **Nikon** is also offering some great deals: Nikon D3500 Dual Lens Kit w/ Carry Bag & 32gb SD card, \$399.95 / Nikon D5600 Dual Lens Kit w/ 32gb SD card, \$599.95 / Nikon D7500 Dual Lens Kit w/ Carry Bag & 32gb SD card, \$999.95 / Nikon D850 Body w/ FREE MB-D18 Grip & 64gb SD card, \$2,799.95 / Nikon Z50 Dual Lens Kit, \$1,199.95. FTZ lens adapter \$150 off, \$99.99 / Nikon Z6 Body \$1,699.95 w/ FREE FTZ adapter & 64gb XQD card / Nikon Z7 Body \$2,699.95 w/ FREE FTZ adapter & 64gb XQD card /

**Tamron & Hunt's** are offering some deals that can't be beat! Tamron 18-400mm f/3.5-6.3 Di II VC HLD, \$499, with FREE 72mm HGX Circular Polarizing Filter / Tamron SP 24-70mm f/2.8 Di VC USD G2, \$1049, with FREE 82mm HGX Circular Polarizing Filter / Tamron SP 70-200mm f/2.8 Di VC USD G2, \$1149, with FREE 77mm HGX Circular Polarizing Filter / Tamron SP 15-30mm f/2.8 Di VC USD G2, \$1149, with FREE Promaster MPV428+ Convertible Monopod / Tamron SP 150-600mm Di VC USD G2, \$1249, with FREE Promaster MPV428+ Convertible Monopod.

**Sony** has a super offer and some of you may already qualify! If you purchase (or have purchased) a Sony a7R IV, \$3,499, or a Sony a9 II, \$4,499, AND if you purchase (or have purchased) any of the following Sony lenses between September 5, 2019 and December 25, 2019, Sony will send you a \$200 Prepaid Visa Gift Card when you register the body and lens online at <https://productregistration.sony.com/>. The camera and lens DO NOT have to be purchased at the same time!

Sony 100-400mm f/4.5-5.6 GM OSS \$2,499/Sony 100mm f/2.8 STF GM OSS \$1,499 / Sony 16-35mm f/2.8 GM \$2,199 /Sony 24-70mm f/2.8 GM \$2,199/Sony 70-200mm f/2.8 GM OSS \$2,599 / Sony 85mm f/1.4 GM \$1,799  
•Free Protection Filter included with any of the above lenses.

**Olympus, Panasonic and Fuji** are all offering wonderful Holiday pricing on bodies and lenses. Please call me at 781-462-2382 for a quote!

And finally, here are my two best printer deals: Now through December 31, 2019 we are offering the **Canon Pixma PRO 10** printer at \$379.99 before rebate (Canon sells it on their website for \$699.99). If you purchase the printer plus a package of 13x19x50 sheets of Canon Semi-Gloss or Luster paper, \$50, Canon will send you a \$250 mail in rebate!

Hunt's is also offering an incredible special on the Canon Image **PROGRAF Pro-1000 17" Printer**. Purchase the printer for \$1,299.99, and receive an assortment worth \$550. of 17x22" Canon paper! You then mail in for your \$300 rebate. Your final cost is \$999.99 for the printer with \$550 worth of FREE paper. Purchase the Pro-1000 with any Canon DSLR, EOS R or EOS RP and receive a \$400 rebate. Purchase with one of a large selection of cameras from Nikon, Sony, Olympus, Fuji and Panasonic and receive a \$350 rebate! Supplies definitely limited on this one.

As always, UPS Ground shipping for orders over \$50 is FREE in the Lower 48. Looking forward to hearing from you and have Great Holiday Season!

PLEASE SUPPORT OUR SPONSORS!

# CAMERA ODYSSEYS

*Travel like a Journalist. Live like a Native. Shoot like a Professional*

[www.cameraodysseys.com](http://www.cameraodysseys.com)

917.992.1453


Join us on one of our exciting worldwide photographic adventures.

Up-coming trips: • Cuba Feb 1, 2020 • Cuba Feb 14, 2020 • Cuba March 14, 2020 • Nepal Bhutan Nov 2020



Grab your camera + See for yourself

**FRAME  
DESTINATION**



Your art's in the right place.™

ALL FRAMES **CUSTOM MADE IN THE USA**

- Wood & Metal Frames
- Mat Boards
- Mount Boards
- Acrylic & Glass
- Clear Bags for Matted Prints
- Tape/Tissue
- Stretcher Bars & Floater Frames
- Photo Corners

**FRAMEDESTINATION.COM • 972-479-1188**

***SPS members can get 10% off all their orders with Frame Destination!***

You must be a registered user of the Frame Destination website as a SPS member. (Note: The discount is not valid with other discounts, and will not work for non-members.)

To become a registered SPS member on our website follow these steps:

1. Click "Login" in the upper right of section of our site - <https://www.framedestination.com>
2. Click "Create an Account" in the middle of the page.
3. Chat or send an email to [info@framedestination.com](mailto:info@framedestination.com) saying you are a registered user and need your account set for SPS membership.

To see how easy it is to order custom frames on our website you can check out the video "How to Order a Custom Picture Frame..." in our video gallery: [framedestination.com/video-gallery](https://www.framedestination.com/video-gallery). To learn more about us you can check out our About Us Video here: <https://www.framedestination.com/about-us>

## DIGITAL IMAGING SERVICES

by Jim Craner

- Large Format Archival Inkjet Printing
- High Resolution Scanning
- Photoshop and Lightroom Tutoring
- Color Management Consulting
- Print Mounting, Matting and Framing

65 Bentley Drive • Troy, New York 12182

518 235-2754 or 518 526-2253

Email: [renarc@aol.com](mailto:renarc@aol.com)

# ABOUT THE SCHENECTADY PHOTOGRAPHIC SOCIETY



For more than 85 years, the Schenectady Photographic Society has been the meeting place of photographers of all levels—from beginners to serious amateurs to professionals—with the goal of exploring and sharing their love of photography. Members throughout the Capital Region meet primarily on Wednesday nights to engage in various competitions (print, projected, photo essay and more), enjoy member round-table discussions, guest speaker presentations and hands-on mentoring to further their knowledge, creativity and inspiration. Occasional field trips give us the opportunity to expand our photographic vision; and frequent exhibits in the local area allow us to share that vision.

In addition to our monthly print and projected competitions, we are challenged with an assigned topic—encouraging participants to venture out of their comfort zones. Members participating in competitions receive specific commentary and suggestions to take their images to the next level. Don't wish to compete? That's OK too. Observing competitions is always an inspirational and learning experience.

The Schenectady Photographic Society is an enthusiastic and energetic group. Our camaraderie is infectious. Check out our calendar on the last page (season runs from late September to mid-May) and join us! Visitors are always welcomed...especially those who have a passion for photography.

*It's not about being better  
than everyone else...  
it's about being better than you were.*

## SPS BOARD OF DIRECTORS 2019-2020

President ..... Rich Schreiberstein

**president@spsphoto.org**

Vice President ..... Linda Tommasulo

**vp@spsphoto.org**

Treasurer and Director at Large ..... Pat McCormick

**treasurer@spsphoto.org**

Recording Secretary ..... Colleen Magai

**secretary@spsphoto.org**

Newsletter Editor ..... Linda Tommasulo

**newsletter@spsphoto.org**

Webmaster & Annual Report Editor... Sean Sullivan

**webmaster@spsphoto.org**

Membership Chair: ..... Sonya Ward

**membership@spsphoto.org**

Print Group ..... Ed Fritz & Alan Wiggins

**printchair@spsphoto.org**

Digital Group..... Sean Sullivan & Joe Cotroneo

**digitalchair@spsphoto.org**

Photo Essay ..... Dow Smith

**photoessay@spsphoto.org**

Judge Coordinator ..... Jeana Caywood

**judging@spsphoto.org**

Field Trip Coordinator ..... Brian Sherman

**fieldtrips@spsphoto.org**

Communications ..... Dow Smith,

Linda Tommasulo & Sean Sullivan

**communications@spsphoto.org**

### **LUBA RICKET CREATIVITY COORDINATOR**

Joan Heffler

### **TRAVELING EXHIBIT COORDINATORS**

Bert van Grondelle, Jerry Boehm,  
Rich Schreiberstein and M-J Adelman

**travelingexhibit@spsphoto.org**

### **REFRESHMENT COORDINATORS**

Judy Breslau & John Ogden



### **Connect with the Schenectady Photographic Society:**

Website: **www.spsphoto.org**

Facebook Group: **https://www.facebook.com/groups/schenectadyphotographicsociety/**

Facebook Page: **https://www.facebook.com/schenectadyphotographicsociety/**

Instagram: @schenectadyphotographic

**THE FOCUS NEEDS YOU!** For articles, suggestions, and member profiles (bios/photos).

Contact Linda at **newsletter@spsphoto.org**.

# SCHENECTADY PHOTOGRAPHIC SOCIETY 2019-2020 SEASON CALENDAR

Meetings start at 7pm and are held at the First United Methodist Church, 603 State Street, Schenectady, NY.

(Parking and entrances are on Chapel Street, a one-way street off Nott Terrace.)

***This schedule is a work in progress and is subject to change!***

## September, 2019

**9/25/19.....Opening Night**

Print critique & member vote for best image to win \$25 Amazon Gift Card. Hosted by Rich Schreiberstein.

## October, 2019

**10/2/19.....Print Competition**

Assigned Topic: Long Exposure (30 seconds +)  
Speaker: Connie Frisbee Houde, "Developing a Personal Photography Project"

**10/9/19.....NO MEETING**

**10/16/19.....Digital Competition**

Assigned Topic: Shadow Art (where there is light there must be shadow...and vice versa).  
Speaker: Jim Craner, "Moonstruck"

**10/23/19.....Event Night**

"Bring Your Bag/Camera Mentoring"

## November, 2019

**11/2/19 (Saturday)..... "Making Something out of Nothing" Workshop with Mark Sweeney.**

**11/6/19.....Print Competition**

Assigned Topic: A Tradition (meaningful to you)  
Speaker: Dow Smith & Linda Tommasulo  
"Preparing for the Photo Essay Competition"

**11/13/19.....Digital Competition**

Assigned Topic: Coffee (delicious and rejuvenating, and it is a work of art).  
Speaker: M-J Adelman "Iceland & Greenland"

**11/19/19 (Rain Date 11/21) "Night Photography" Workshop with Mark Bowie**

**11/20/19.....Event Night**

Speaker: Mark Bowie, "Compelling Landscapes"

## December, 2019

**12/4/19.....Print Competition**

Assigned Topic: Still Life (any group of objects).  
Speakers/YOU!: "Outside the Box" - Member Short Presentations (any subject)

**12/11/19.....Digital Competition**

Assigned Topic: Top Down (Looking down is not always a bad thing).  
Speaker: Dr. Jeff Perkins, "Street Photography"

**12/18/19, 12/25/19 and 1/1/20.....NO MEETING**

## January, 2020

**1/8/20.....Print Competition**

Assigned Topic: Macro Photography (no flowers!).  
Speaker: Linda Tommasulo, "Flower Photography"

**1/15/20.....Digital Competition**

Assigned Topic: Symmetry (Bring balance and harmony to your image). Speaker: David Edgecomb, "Photography and the 'ions'"

**1/22/20.....Event Night**

M-J Adelman, "M-J's Western Adventure"

## February, 2020

**2/5/20.....Print Competition**

Assigned Topic: Portrait (Single person, any style).  
Speaker: Sean Sullivan, "Topaz and Artificial Intelligence"

**2/12/20.....Digital Competition**

Assigned Topic: Irony (humorous or thought-provoking). Speaker: Ed Fritz, "Tripods"

**2/19/20.....Event Night**

Speaker: Phil Olivo, "Adventures Along the Douro River"

## March, 2020

**3/4/20.....Print Competition**

Assigned Topic: Winter Scene (your best winter image)  
Speaker: Lawrence White, "Using the Tools"

**3/11/20.....Digital Competition**

Assigned Topic: Faces in Things (Look in nature, food, furniture, etc.). Speaker: Sonya Ward, "Germany"

**3/18/20.....Photo Essay Competition**

## April, 2020

**4/1/20.....Print Competition**

Assigned Topic: Fairs & Festivals (or a similar event).  
Speaker: Jeana Caywood, "Photo Stacking"

**4/8/20.....NO MEETING**

**4/15/20.....Digital Competition**

Assigned Topic: (Don't go the straight and narrow...)  
Show us Your Curves.

Speaker: Joe Cotroneo, "Macro Photography"

**4/22/20.....Luba Ricket Creativity Competition**

Speaker: Fred Festine, "Wildlife Photography"

## May, 2020

**5/6/20.....Print of the Year**

Speaker: Matt Pollock, "Night Photography"

**5/13/20.....Digital Image of the Year**

Speaker: Rob Near, "Black & White Workflow"

**June, 10, 2020.....Awards Banquet**

**6/19/20 (Rain Date 6/20)..... "Photographing the Milky Way" Workshop with Matt Pollock**