

Bold red texts
are
interactive links!

FOCUS

Volume 84 - No. 8

www.spsphoto.org

April 2018

LUBA RICKET CREATIVITY COMPETITION April 18

To honor long-time member Luba Ricket's dedication to SPS and her inspiration to all of us, we are continuing the tradition of The Luba Ricket Creativity Competition. Members are encouraged to push the boundaries of photographic expression. Your entry is limited only by your creative imagination. Members are encouraged to submit unusual techniques and subjects, triptychs, dip-tychs, books, videos, 2D and 3D works, etc.

Entries may have been created at any time and two (2) items may be submitted. Digital entries should be uploaded on our website at:


<http://spsphoto.org/workshops-and-events/>

Deadline is midnight, April 16.

Non-digital entries can be brought on competition night.

Thanks to a generous donation from Luba's husband, special awards will include gift certificates for Hunt's Photo!

Continued...



© Luba Ricket



© Luba Ricket

Luba's "flips" were legendary!

INSIDE THIS ISSUE

Luba Ricket Creativity Competition	1-2
Message from the President.....	3
Program Change - February and March is now in April.....	3
HERsteading, Miriam Romais	4-5
The Making of a Book of Photos, David Edgecomb	6-7
Principles & Practices of Model Photography, Doug Mitchell....	8-9
Sports Photography, Robert Dungan - March 7	10-11
Focus On: Fred Moody.....	12-13
SPS Traveling Exhibits	14-15

SPS Field Trip: Bronx Zoo.....	16
Photo Exhibits Worth a Visit	17
7 Travel Photography Tips From a Pro, Jay Dickman	18-20
Kudos for Connie.....	21
PSA Interclub Competitions Calendar	22
March Projected Winners	23-26
Please Support our Sponsors.....	27-28
About SPS & Board of Directors.....	29
Season Calendar 2017-2018.....	30

Luba Ricket Creativity Competition

(Continued from page 1)



© Linda Tommasulo

Luba Honczak Ricket, an Angel on Earth, became a Heavenly Angel on May 19, 2017, one day before her 71st birthday. Luba was a proud resident of the Village of Colonie since 1969, moving there after marriage. She happily raised her three sons while actively participating in their various

school activities, most memorably teaching the students of Forest Park Elementary School the art of pysanky—Ukrainian Easter Eggs—and founding and running a downhill ski club to Willard Mountain. Luba was a continuing education teacher before the birth of her first son. She was also a market researcher, a contributing photographer for the *Colonie Spotlight*, a bookkeeper for Kelly Clothes, and retired from the job that she loved the most at the New York State Department of Environmental Conservation.

In addition to being a dedicated mother, Luba also excelled on her own as a musician and accomplished photographer. Luba had been a member of Albany Center Galleries, the former Fulton Street Gallery, and most notably the Schenectady Photographic Society (SPS) where she was privileged to learn from so many of the talented members and became an inspiration to many as well. Her works have been displayed in numerous galleries, shows, and publications; including Southwest's *Spirit Magazine* feature story about Albany, NY, in 2009.

Luba's other cherished passions included family, friends, angels, hummingbirds, gardening and travel. She was blessed to combine those on her various family trips around the U.S. and Canada, Ukraine, Germany, Italy; the numerous

laughter-filled women's retreats with her "Zoomer" friends; and most recently a "photographic tour" of Iceland with a group of her dear SPS friends.

She is greatly missed by all those whose lives she touched. But her spirit and creative talent continue to inspire us. We hope it will inspire you to GET CREATIVE in Luba's memory.



Luba's photographic prints on coffee filters were unique and very well received.



This photo essay by Luba had windows and doors that opened to more photos!



This is last year's winning entry by Kim Koza, "The Kiss."



MESSAGE FROM THE PRESIDENT

Phil Olivo

WHY ENTER SPS COMPETITIONS

One of the great benefits of writing this column is that I can share my thoughts on Society and photo related topics. So get ready for a little PHILosophy . For a variety of reasons I have not been photographing much this year and that situation has impacted entering into SPS competitions, an activity that I enjoy.

A couple of recent conversations with some SPS members led me to reexamine what drives my desire to compete at our club’s competitions. Did I really need to do all the behind the scenes work to put that print or projected image into the monthly contests? Do I have a need to compete and possibly win or was it a deeper reason?

After some self-discussion (AKA “talking to myself”) I had a BFO*. Sure I enjoyed when, and if, my image placed...who would not? However, there was a deeper reason. I realized that our competitions are a safe place to push the envelope, try new post-processing techniques, new compositions and new types of photography. Still Life photography is an example after our recent workshop.

Most importantly, I always leave the competition evenings with a new approach or insight into how to do it better. That’s a pretty good deal and I’m looking forward to seeing your work in future Society competitions!

Stay well, keep in touch and do good work!

*Blinding Flash of the Obvious

IMPORTANT PROGRAM CHANGE! FEBRUARY AND MARCH IS NOW IN APRIL!! Print Competitions Rescheduled for April 25

Nature didn’t smile on print competitions this season and we had to cancel both the February and March print nights due to snow. We have secured an additional meeting night on Wednesday, April 25, and are moving the cancelled February and March activities to that night. Here are the details:

- The February assigned topic (Sports) and the March assigned topic (Strange Signs) will be judged on April 25.
- There will be no make-up judging for February general or monochrome categories. We will judge the March general and monochrome categories.
- Please ensure that the print competition cards clearly have February or March circled to avoid any confusion with the assigned topics.
- In keeping with the print competition rules, you may enter a maximum of two (2) prints in the February assigned (Sports) make-up judging.


- There is no change to the March print competition. The assigned topic, general color and monochrome will be judged. You can enter a total of 3 prints with a maximum of two (2) prints in any category.

Bottom line...on April 25:

- You may enter up to two prints for the February assigned topic, “Sports”
- You may enter up to three prints for March: assigned topic, “Strange Signs”; monochrome or general — a maximum of two in any category.

Prior to the competitions will be a presentation on “Sports Photography” by Robert Dungan (see pages 10-11)

Be sure to mark your calendars for April 25!



HERsteading - Miriam Romais April 4

“HERsteading: Cold Antler Farm” is a documentary project about the energy, life, love, and challenges of a young woman building her dream life on her own farm in upstate NY. A renaissance woman, Jenna Woginrich is not just a homesteader: she is an apprentice falconer, archer, fiddler, martial artist, designer, author and a fierce believer in creating the life you want, even if others don't understand.

The talk will also discuss the benefits and pit-falls of long-term projects, being adaptable to all seasons and conditions, and what it takes to document an introvert.

Miriam Romais



All photos © Miriam Romais



Continued...

Hersteading

(Continued from page 4)



Miriam Romais is a New York based photographer and curator. Her dual nationality (US/Brazil) and fluency in both Portuguese and English has given her an insight into Latin American cultures, and is an important part of her artistic and socio-documentary explorations.

Her work has been exhibited in museums and galleries throughout the U.S. and abroad. These include Saratoga Arts (NY), El Taller Latino Americano, the Museum of the City of New York, El Museo del Barrio and John Jay Art Gallery (NYC); the Smithsonian Institution (DC); the Field Museum (IL); the American Labor Museum (NJ); Society for Contemporary Photography (MO); the Los Angeles County Museum of Natural History and the University of California-Berkeley (CA); Southern Light Gallery (TX); Light Work (NY); South Florida Art Center (FL); Photographic Resource Center (MA); the National Museum of Asian, African and American Cultures, Prague, Czech Republic; and the Severoceske Museum, Liberec, Northern Bohemia.



Her work is part of the book, video and HBO project, *Americanos: Latino Life in the United States* (Little Brown & Co, 1999). Her work has also been published in the Motorcycle Safety Foundation's *Guide to Motorcycling Excellence: Skills, Knowledge and Strategies for Riding Right* (Whitehorse Press, 2005), among others.

Other accomplishments include an Artist Grant from Saratoga Arts/NYSCA (2016); a Puffin Foundation grant (1999); a residency at Center for Photography at Woodstock (Critic in Residence, 2009), Light Work (1997) and the Photographic Resource Center (1993); two grants from the Mid Atlantic Arts Foundation (1994, 1995); and a Bachelor of Fine Arts from Rutgers University/MGSA, NJ (1990).

Check out more HERsteading and Miriam's work at:

<http://www.romaisphotos.com/wp/>
or on Facebook: [@miriamromaisphotos](#)



All photos © Miriam Romais

THE MAKING OF A BOOK OF PHOTOS

David Edgecomb - April 11

Join us as we review and explore all the various tasks that go into creating a compilation of images. David Edgecomb from the Berkshire Photo Gathering will present the behind-the-scenes process that went into creating the book *Come Photograph - The Berkshires*. A 140 page compendium of 332 images from 58 photographers. We will journey from how the idea for the book came about through the creative decisions and physical processes to the marketing.



Cover photo, "Untitled"
© John Stanmeyer



"Chesterwood Office"
© 2016 Bruce Pancok

Learn more about
"Come Photograph -The Berkshires"
at
[http://berkshirephotogathering.com/
come-photograph/](http://berkshirephotogathering.com/come-photograph/)

"Round Barn"
(Hancock Shaker Village)
© 2014 John Starsja



Continued...

The Making of a Book of Photos

(Continued from page 6)



“A Typical Day in June” (Great Barrington) / © Geoffrey Coelho

David Edgecomb (www.edgemaster.com) is a photographer and IT professional in West Stockbridge, Massachusetts. He enjoys telecommuting from the beautiful and relaxing Berkshires where he is able to bridge the gap between a highly global, technical, and digital world and the basic natural rhythms of the cosmos. During the work week he designs and programs Internet applications that enable users to work more efficiently. Most of the time that work requires his skill to break down the complicated into simplistic terms. With the rest of his time, he enjoys all aspects of photography. He has produced imagery for commercial ventures, weddings, family gatherings and celebrations and also for pure enjoyment. He has

collaborated with local artists to assist with their vision and to help promote their efforts. He loves to share his knowledge in order to empower and encourage others to follow their passion. As a full time student of life, he is constantly engaged in learning more in order to build and create that which did not exist yesterday. He is the founder and facilitator of the Berkshire Photo Gathering which meets monthly at the Shaker Dam Coffeehouse in West Stockbridge (www.berkshirephotogathering.com) and an active member of the Berkshire Museum Camera Club in Pittsfield. (www.berkshirecamerclub.com) He is available for private consultation as well as facilitating group workshops and classes.



“Onota Myst” / © 2017 Michael Bufis

PRINCIPLES AND PRACTICES OF MODEL PHOTOGRAPHY

Doug Mitchell - April 18

(Presented prior to the Luba Ricket Creativity Competition)

RESCHEDULED FROM
FEBRUARY 7

As photographers, we all use the same basic principles to capture and create images. Whether we're shooting landscape, architectural structures, still life, fine art, abstract, action, event or portrait work, we make decisions based on light, our subject, and what we hope to portray.



Topics will include:

- Purpose, intent, or concept of the shoot
- Discussing and planning the shoot
- Deciding where to shoot
- Outfits, accessories and props
- Camera and lens considerations
- Lighting considerations
- Working with your subject
- Do's and Don'ts
- Processing tips to give your images impact

Though we'll only touch the surface of these topics you can apply much of the same approach to any photo project. Ultimately, get out there and keep shooting!

On April 18 Doug will touch on some of the aspects involved with model and portrait photography. Though specifically identifying issues related to a model shoot, many of the same principles and tools can be applied to standard portrait work and other types of photography.

How best to capture a subject, including lens, aperture and shutter selection, combined with location, time of day, type of lighting, look, and concept, are all items that need to be explored as you plan your shoot. Effective communication and planning also plays an important role in any photo shoot, and it's important for your subject to have an idea of what to expect as well as feel confident and relaxed.



Continued...

Principles and Practices of Model Photography...

(Continued from page 8)



Our own Doug Mitchell has been a working photographer for over 25 years shooting all styles.

His interests include creative work with portrait, fashion, glamour, pinup, lingerie/boudoir, implied, artistic and abstract.

Check out more of Doug's great work at:

<http://www.dougmitchellphotos.com/>

RESCHEDULED FROM
MARCH 7

SPORTS PHOTOGRAPHY Robert Dungan - April 25

What makes a great sports photo? Whether it's an action shot or portrait image, a great sports image needs to combine key elements to convey the story of the moment. Come and discuss what makes a great sports image with local sports photographer, Robert Dungan. Robert is a staff photographer for *College Hockey News* (his favorite sport) and stringer for the *Albany Times Union*.



See more of Robert's recent work at:

www.robertdungan.com.



All photos
© Robert Dungan

Continued...

Sports Photography...

(Continued from page 10)



All photos
© Robert Dungan



FOCUS ON FRED MOODY

I bought my first camera at 15 and shortly thereafter it was lost, but not my love for photography. I got my start in photography at the Barrett House Arts Center in Poughkeepsie; there I learned to develop and print black & white film. Also, I completed photography courses at HVCC which included studio photography, black & white photography, digital, and color photography. In addition to formal courses, I continue to benefit from the shared knowledge available through SPS membership and the many internet sites devoted to photography.

Landscape is one of my favorite types of photography: I like the relaxed atmosphere and tranquility of the outdoors and not rushing to setup my equipment. My favorite landscape shots are photos taken within 50 miles of Albany. Often I return to the same locations in different seasons, different times of the day, and in different kinds of weather. On the other hand, people photography is much more demanding. I love taking photos of people at various celebrations.



I have photographed the Easter Parade in New York City, the Mermaid Parade in Brooklyn, the Pride Parade in NYC, and the Halloween Parade in Lower Manhattan. In May, I plan to photograph the Dance Parade in NYC.

Most of my street photography involves candid street shots and the urban landscape: for me a big part of the urban landscape are store windows. Also, I love to photograph in museums as part of my urban and street projects.

My gear includes mostly Canon products: two DSLRs and two mirrorless cameras. I use a focal length between 18mm and 55mm for crop sensor cameras and 17mm to 40mm for full frame.

The way I approach subjects varies depending on the event. For festivals and celebrations I will ask to take photos and people will pose. For street

candid, I pick a spot and shoot when people walk into the frame or across it. I like to use reflections in all the genres of photography.

I hope the photos in this article will show you the types of photography that interest me.

Fred

Continued...

Focus On Fred Moody

(Continued from page 12)



All photos © Fred Moody



“Friend” Fred and see more of his images on Facebook:
<https://www.facebook.com/fred.moody.94>

**“ON THE ROAD AGAIN...
I JUST CAN'T WAIT TO GET ON THE ROAD AGAIN...”
SPS Traveling Exhibit Schedule for 2018**

Willie Nelson sang it and Bert van Grondelle & Jerry Boehm made it a reality, securing some great venues for our Traveling Exhibit. We are happy to announce that the calendar for 2018 is filled! If you haven't participated in our exhibits, you should. It is a great opportunity to share your work, and be an ambassador for our club at the same time. The subjects are open...that is, you can submit any image you like. Photos must be framed and wired for hanging.

Here's the schedule for the balance of 2018:

April

Clifton-Park Halfmoon Public Library

475 Moe Road, Clifton Park, NY 12065
Mon.-Thurs., 9–9; Fri., 9–6; Sat., 9–5;
Sun. 12–5.
(518) 371-8622

May

Rotterdam Public Library

*1100 North Wescott Road
Schenectady, NY 12306*
Mon.-Wed, 10–8; Thurs.–Sat., 10–5;
Closed Sun.
(518) 356-3440

June

Niskayuna (Lions Park) Train Station

Rosendale Rd, Niskayuna, NY 12309
Limited hours. Info will be provided at a later date.

July

Town of Ballston Community Library

2 Lawmar Lane,, Burnt Hills, NY 12027
Mon.-Thurs., 10–8; Fri., 10–5; Sat. 10–2.
Closed Sun.
(518) 399-8174



August

Niskayuna Branch of

Schenectady Public Library

2400 Nott St. East, Niskayuna, NY 12306
Mon.-Wed, 10–8; Thurs.–Sat., 10–5;
Closed Sun.
(518) 386-2249

September and October

Schenectady JCC

2565 Balltown Road, Schenectady, NY 12309
Mon.-Thurs., 5:30–9:30; Fri., 5:30–6;
Sat. & Sun., 7–6.
(518) 377-8803

November

Sand Lake Town Library

8428 Miller Hill Road, Averill Park, NY 12018
Mon.-Thurs, 11–8; Fri., 11–6; Sat., 11–4;
Sun., 1–4.
(518) 674-5050

December

Uncommon Grounds

1235 Western Ave., Albany, NY 12203
Sun.–Thurs., 6–10; Fri. & Sat., 6–11.
(518) 581-0656

Details and requests for images will be forthcoming via email and future editions of the *Focus*. Or contact Bert and Jerry here for more info:

travelingexhibit@spsphoto.org

Continued...

More on SPS Exhibits...

(Continued from page 14)

Member Rich Schreiber came ready with his camera to the reception at the take-down of our exhibit at the Niskayuna Senior Center.

Per Rich... "Several SPS members were treated to an interesting lecture about fiber in our diets when we showed up for the reception and exhibit take-down this morning. Here are some shots I took at the event which turned out much better than the ones I took at the Guilderland Library exhibit, probably because I had an SD card in my camera today. While eliminating your SD card will reduce your post processing time, there are some downsides."



All photos © 2018 Rich Schreiber

SPS FIELD TRIP: THE BRONX ZOO - TOTAL EXPERIENCE EXCURSION by Brian Sherman



We are planning a trip to the Bronx Zoo on Saturday, May 19, 2018 through Wade Tours (local motor coach). This date is part of their regular spring schedule. The cost for the trip is \$75.00 and the Total Experience Ticket includes: General Admission, Congo Gorillas, Children's Zoo, Hess Express Shuttle, Bug Carousel, New 4D Theatre, Jungle World, Wild Asia Monorail and the Zoo Shuttle.

To reserve a seat on the bus, you can register on-line at the following link:

**<https://wadetours.com/tour/bronx-zoo-total-experience-8/>
or call Wade Tours directly at (518) 355-4500.**

There are several departure points on that day including the Wade Tours terminal in Rotterdam, Latham Farms Mall, and the Crossgates Mall. If interested and once registered, please notify the field trip coordinator for the Photo Society of your registration (**fieldtrips@spsphoto.org**). Early regis-

trants also have the opportunity to choose their seats. There is plenty to photograph indoors should we have a late season snowstorm (just kidding) or if rain is predicted. Prior to the departure date we will notify all those that have registered as to who else will be participating (we will also provide an update on registration at each of our regular Photo Society meetings).

If you have any questions, please contact Brian at: fieldtrips@spsphoto.org.

For some more photo tips in preparation for your trip, check out these links:

<https://www.nikonusa.com/en/learn-and-explore/a/tips-and-techniques/zoo-and-wildlife-photography.html>

http://www.getolympus.com/us/en/zoo?gclid=EAlaIQobChMIxojqIZec2gIVCYTICb0B-Q4cEAEYASAAEglFsPD_BwE&kwid=363437906328x21208996982x438592862

<http://www.slrphotographyguide.com/zoo-photography-tips/>

<https://digital-photography-school.com/zoo-photography/>

<http://www.zoosociety.org/Education/FunStuff/PhotoTips.php>

<https://improvephotography.com/766/tips-zoo-photography-better-how-to/>

<http://www.digital-photo-secrets.com/tip/2739/7-tips-for-successful-zoo-photographs/>

<https://www.outdoorphotographer.com/tips-techniques/photo-tip-of-week/zoo-photography/>

PHOTO EXHIBITS WORTH A VISIT

THIS PLACE

*UAlbany Art Museum
1400 Washington Ave., Albany*

Thru April 7, 2018

Tues. 10 am–7 pm; Wed. through Fri. 10 am–5 pm; Sat. noon–4 pm

“This Place” is a photography exhibition that explores the rifts and paradoxes of the highly contested spaces of Israel and the West Bank, featuring internationally renowned artists Martin Kollar, Jungjin Lee, Thomas Struth, and Jeff Wall. Click [here](#) for details.

EFFECTS THAT AREN'T SPECIAL:

The 40th Annual Photography Regional

*Opalka Gallery @ The Sage Colleges
140 New Scotland Ave., Albany, NY 12208*

Thru April 24, 2018

Tues.–Fri. 10 am–7 pm; Sat. 12–4 pm

For the 40th Annual Photo Regional, they returned to a curated format, instead of juried, in order to get a deeper look at smaller number of regional artists working in photography. Curated by artist Tim Davis, professor of photography at Bard College. “Effects That Aren’t Special” is a way to describe the sense that photography is a tool for describing the everyday in a way that we never easily acclimate to. Special effects are aesthetic tools that grab us, but almost always feel like filigree or decoration, abandoning our attention. The artists in this show employ optical, conceptual, or essential effects that we never get used to and that move to the heart of the matter, defining the work rather than selling it to us. Click [here](#) for details.

PEOPLE ARE BEAUTIFUL: Photographs, Prints, and Films by Andy Warhol

*The Frances Lehman Loeb Art Center
124 Raymond Ave., Poughkeepsie 12604
140 New Scotland Ave., Albany, NY 12208*

Thru April 15, 2018

Tues./Wed./Fri./Sat. 10 am–5 pm; Thurs. 10 am–9 pm; Sun. 1–5 pm

“People are Beautiful” explores shifting notions of beauty in Warhol’s portraits, with a focus on such themes as Celebrity and Stardom; The Patron/Artist Relationship; Fashion, Models, and the Party Scene; and The “Most Beautiful” Screen Tests. The Frances Lehman Loeb Art Center is part of a consortium of five academic museums in the Hudson Valley each hosting thematic exhibitions of Warhol’s art in 2018. The group of exhibitions, collectively titled Warhol x 5, will feature works lent from the collections of the participating institutions. Click [here](#) for details.

ORCHID HOMUNCULUS: H. David Stein

*510 Warren Street Gallery, Hudson 12534
April 6–29, 2018 (Reception April 7, 3–6 pm
Fri. & Sat. 12–6 pm; Sun. 12–5pm)*

An “homunculus” is a miniature person or creature from the days of alchemy. In this series of orchid photographs Stein peered inside the orchid and it looked back at him. An homunculus nestled in the orchid’s petals. Searching further he noticed that many orchids are “inhabited by creatures” of this world and others. Join him in the universe inside the orchid, a world of magical creatures, beasts, and humanoid forms. Click [here](#) for details.

NOT PHOTOGRAPHY, BUT INTERESTING...

WELL-DRESSED IN VICTORIAN ALBANY: 19th Century Fashion from the Albany Institute Collection

Albany Institute of History and Art, 125 Washington Ave., Albany 12210

Thru May 20, 2018 / Tues. Wed., Fri. & Sat. 10 am–5 pm; Thurs. 10 am–8 pm; Sun. noon–5 pm

Spanning more than 250 years, from the mid-eighteenth century to the present, the Albany Institute’s costume collection includes more than 4,000 garments and accessories that were used or worn by upstate New Yorkers of all ages, social classes, economic conditions, and cultural groups. Over forty mannequins are dressed in clothing made of luxurious, vibrantly colored fabrics worn by residents of the Capital Region and beyond. This exhibition presents a selection of extraordinary outfits made by home seamstresses as well as professional dressmakers from wedding gowns to walking suits, the garments features in this exhibition reflect the changes in styles during the reign of the British monarch, Queen Victoria (1837–1901). Click [here](#) for details.

“7 TRAVEL PHOTOGRAPHY TIPS FROM A PRO”

By Jay Dickman, Olympus Visionary

(Reprinted with permission)

The camera can reinforce and reinvent the reasons we travel. By learning to “see photographically,” I believe we are able to more thoroughly enjoy the world around us. By seeing photographically, the viewer is processing the scene, determining what is drawing their interest: palette, composition, moment or a combination of all three. As a professional in this business for 45+ years, I thought I’d share a few ideas that may make your travel experience a bit easier and fruitful.



In the Ngorongoro Highlands of Tanzania, a young Maasai warrior strolls up the mountain. Shot with an OM-D E-M1 and the M.Zuiko Digital ED 12-40mm f2.8 PRO.

1. TRAVEL LIGHT

Right out the gate, I’ll say that one of the first rules of travel photography is “travel light.” Minimize the amount of gear you are carrying, not only will a huge bag and large cameras draw a lot of attention, but it may interfere with that connection you hope to make with your potential subject.

The majority of my work is travel photography; last year I spent more time out of country than in. I primarily shoot with the E-M1, and M.7-14mm f2.8, M.Zuiko Digital ED 12-40mm f2.8 PRO and M.40-150mm f2.8 PRO lenses—all very weather-resistant, since weather can provide great shooting conditions if you are ready!

I always work with two cameras, using a Black-Rapid “Duo” strap system, that distributes the weight evenly on my shoulders. By using this two-camera setup, I find that I’m actually minimizing what I’m carrying as I have ready two lenses to cover a range from wide to telephoto. This lets me concentrate on the subject, not the extra gear in my bag. What I love about the Olympus, it gets “out of the way” in the shooting process, becoming an extension of my eye.

Another reason I love my Olympus OM-Ds: the camera is small and unobtrusive. This is really important for that travel & location photographer, as I want to be as “invisible” as possible when shooting. Plus, being so small, I can carry my OM-D’s

all day without breaking my back. What’s the best camera to have? The one that’s in your hands when needed.

If wandering with one camera, the E-M10 Mark II with the 12-40 Pro lens is an unbeatable combo. Very inconspicuous, and with a very workable zoom range, in addition to being quite fast, this package allows you to work so many situations involving street photography.

2. PREPARE IN ADVANCE

Make sure that you have all of the basics covered: batteries charged, memory card ready to go, formatted and the previous days’ shoot downloaded.

As a travel photographer, it’s important to have an understanding of the place in which I’m looking for images. When shooting a National Geographic story, about 80% of my assignment is spent with research, so when I’m finally in the field I’ll have a good sense of what’s going on, what is polite or rude, and foundation of the culture. I don’t want to make avoidable errors that can cause problems, and the internet provides an amazing amount of information for a photographer.

Continued...

7 Travel Photography Tips From a Pro

(Continued from page 18)



In Chilean Patagonia, a young woman sits in awe of the incredible scenery. Shot with OM-D E-M and the M.Zuiko Digital ED 12-40mm F2.8 PRO

3. BE THE EARLY BIRD

When photographing in small villages or towns, and wanting to photograph in the almost always rich area of plazas and town centers, get there early. Best to be part of the landscape when the place starts “waking up.” Walking in later as an outsider (and loaded with gear) may make you the center of attention, which is often the opposite of what you want to be.

4. MAKING EYE CONTACT

Often when photographing on the street, and you see a possible situation start to take form, frame the scene and let the subject walk into your viewfinder. If a great situation is happening, I usually shoot first then decide if I want to take it to the next level and approach my subject. Making eye contact is one of the first things I do here. You’ll know quickly if your attention is not welcome. I find that the eye contact is critical, as I can usually further the possibility of extending the shooting situation. You’ll learn, very quickly, when someone doesn’t want to be approached. Learn when to cut your losses and back away. I find that a genuine interest in the subject can go a long-ways, no matter who this may be. I’ve approached the beggars on the streets of third-world countries, as well as the

very well to do in beautiful locations, and by dealing with that potential photo subject with dignity, you can really open the possibilities.

5. SHARE YOUR IMAGES

This simple, but often ignored process, can help create a bond between you and the subject. Someone who initially may be a bit unsure of your intent, may be coerced into giving you more time when seeing on the camera monitor what you are creating. And, try to obtain an address or email and send them copies of the images you’ve created of them.



In Myanmar, this young lady is a vendor near one of the major temples. Shot with the M.Zuiko Digital ED 40-150mm F2.8 PRO

6. ALWAYS BE READY

When shooting on the street or in public areas, have all your camera settings in place, nothing

Continued...

7 Travel Photography Tips From a Pro

(Continued from page 19)

worse than that great moment presented to you when your gear isn't ready. My thinking has always been that when the camera is slung on my body, a switch goes on in my head: I'm thinking and seeing photographically. In these situations, I'll have the sleep mode set to 3 or 5 minutes, and if things are percolating, I'll keep touching the shutter button to make sure the camera is awake and ready to shoot in an instant. I'll also make sure I'm in the proper shooting mode, manual, shutter, program or aperture priority..this is up to you, and that my exposure is in a realistic range for the type of image I'm hoping to capture. On the streets, I'll often use Shutter Priority, as I am concerned with motion and moment. Everyone has their favorites, and different situations will demand the appropriate mode.

7. KNOW WHEN TO SHOOT & WHEN TO WALK AWAY



A beautiful Indian woman visiting the Taj Mahal of India. Shot with OM-D E-M1 and the M.Zuiko Digital ED 12-40mm F2.8 PRO

Very importantly, know when to back out or leave a scene or situation. Realistically, not every area in which you might like to photograph will be the safest place to take you and your valuable camera. And, learning to have your “radar” up in terms of safety is paramount. Also, not every situation that may be in front of the camera will be appropriate to photograph. For example, if I see kids whom I may want to photograph, the first thing I do is look for parents or someone obviously in

charge. Be very careful photographing kids without permission, you could end up in trouble, with the parents or with the law. Learn the local mores and traditions, so you'll know not to make a simple mistake that could be construed as improper or insulting.

My Olympus camera has given me the reason to approach many, many people in many different countries. This is common in my work, to see someone who looks interesting or is doing something interesting, and ask permission to photograph them. Don't be disheartened if you get turned down...just move on, keep an eye out for that next interesting character, and try again. You will have success eventually. And, the friendships I've developed over the years strictly due to the camera number in the dozens. Isn't this why we travel, to get under that “veneer” of tourism and be able to touch on something real? The camera can be your passport, your entrée, into this world.

Olympus Visionary, Jay Dickman:

As a Pulitzer Prize-winning photojournalist and National Geographic photographer, Jay has experienced much in his long career, including three months living in a Stone Age village in Papua New Guinea, a week under the Arctic ice in a nuclear attack sub (both these for National Geographic) and escaping from a sinking boat on the Amazon. With more than 25 assignments for the National Geographic Society, Jay has taught for the Santa Fe Workshops, Maine Media Workshops, Photography at the Summit and American Photo Mentor Series. Jay and his wife, Becky, are founders of the FirstLight Workshop series, having hosted multiple workshops in Spain, Scotland, France, Italy, Namibia, Mongolia, the Chesapeake and Wyoming. FirstLight was noted in American Photo magazine as one of the top 12 photographic workshops.

Jay was cited as one of *Travel + Leisure* magazine's “Ten Fascinating People You Can Travel With in 2017.”

As a working pro, Jay has been an Olympus Visionary since 2003, a Lexar Elite Photographer and a member of the Singh-Ray group of professional photographers. He is coauthor of the best-selling book *Perfect Digital Photography*, published by McGraw-Hill. Jay highlights the Olympus OM-D E-M1 Mark II as his favorite camera for its power and portability, especially in the extreme conditions in which he regularly shoots.

Learn more about Jay Dickman at:

<https://www.jaydickman.net/>

And get info on Olympus and more Photo Tips at:

<http://www.getolympus.com/us/en/>

KUDOS FOR CONNIE!

This series of photos by Connie Frisbee Houde was chosen as runner up for the 11th Edition of the Pollux Awards in the Architecture & Interiors category of the Worldwide Photography Gala Awards.



(Note: Descriptive text below each photo too small to be legible has been omitted.)

All photos
© Connie Frisbee Houde



The Old Bridge over the river Tigris was built in 1328. Master geyser around the bridge blossoms the outdoor sector of Mesopotamia. The community was destroyed between 1334 and 1336 during the war after the breaking of the former Tigris/Gabala. The bridge was destroyed in 1334. A total reconstruction in 1374 representing the effect of the destruction of the bridge. The bridge was rebuilt in 1374 and is a reminder of the suffering of the war and embodies the struggle against destruction and barbarism. It returned in September 2017 following the opening of the Old Bridge, the destruction and the reconstruction.



This image (left) was the People's Choice first place finisher at The Photo Center's "Best of 2017 Exhibit."



PSA INTERCLUB COMPETITIONS

PSA Interclub Coordinator, Sean Sullivan

Throughout the season, the Photographic Society of America hosts Interclub Competitions. As a member of PSA, The Schenectady Photographic Society can participate in these competitions.

There are five separate interclub competitions, each with their own set of rules and submission dates. They are:

- Nature (ND)
- Photojournalism (PJD)
- Travel (PTD)
- Projected Image (PID)
- Creative Projected Image (CPID)

We are allowed a total of six (6) submissions per club, with varying rules regarding the number of images that may be submitted by an individual maker. In order to participate, members must submit their image(s) to the PSA Interclub Coordinator (Sean Sullivan) by the specified date (below). A submission does not guarantee your image(s) will be submitted. It is at the sole discretion of the PSA Interclub Coordinator to make the final decision. If an inadequate number of images are submitted for any competition, Sean may select images from those submitted for digital competition.

Images should be the same size as for the SPS Digital Competitions. See [here](#) for guidelines.

PSA INTERCLUB SUBMISSION DEADLINES 2017-2018 SEASON

Grayed-out dates are closed.

Green bold dates are this month's competitions

Click [here](#) to submit your image(s)



<i>Division</i>	<i>Round 1</i>	<i>Round 2</i>	<i>Round 3</i>	<i>Round 4</i>
Projected Image (PID)	October 27	December 27	February 27	April 26
Projected Creative Image (CPID)	January 10	March 21	May 17	N/A
Nature (ND)	October 10	January 10	April 10	N/A
Travel (PTD)	November 10	February 10	May 10	N/A
Photojournalism (PJD)	November 10	January 10	March 10	May 10

Click [here](#) for more info on PSA and the Interclub Competitions.

Model Release Required for Portrait Images:

The entrant to this PSA activity needs to submit a signed Model Release with his/her entry for any portrait image, including all the recognizable likenesses of a human face, which were not taken in a public location. The entrant and model agree to hold PSA harmless against all claims and liabilities arising out of PSA's publication, display, or other use of any portrait image submitted to PSA. Award images will be posted on the PSA web site and selected images may be published in the PSA Journal/Division Newsletters. Portrait images submitted without a Model Release, if selected for an award, will not be posted on the PSA website or published in the PSA Journal/Division Newsletters. For those who do not have a Model Release, a sample Model Release Form is linked [here](#).

Have questions, or need additional information?
Contact our PSA Interclub Coordinator, Sean Sullivan [here](#).

MARCH PROJECTED WINNERS



1st Place
"Celestial Water Lily"
© Kim Koza



2nd Place
"Rule of Thirds"
© Lance Monotone


PROJECTED JUDGE:
Doug Mitchell

SPS member, Doug Mitchell, has graced our print competitions with stunning portraits and unique images.

For more than 25 years, Doug has been a professional photographer in the Albany, NY, Capital Region specializing in portrait, fashion and wedding photography; concerts; special events; senior and graduation photography; nature; landscape; and fine art.

NOTE: THE FEBRUARY AND MARCH PRINT COMPETITIONS WERE CANCELED DUE TO SNOW. SEE PAGE 3 FOR DETAILS ON THE MAKE-UP FOR THE: FEBRUARY ASSIGNED TOPIC (SPORTS) MARCH ASSIGNED TOPIC (STRANGE SIGNS) AND MARCH GENERAL & MONOCHROME PRINT COMPETITIONS.

**G
E
N
E
R
A
L**




MARCH PROJECTED WINNERS

(Continued)



3rd Place
"Monkey Portrait"
© Linda Tommasulo

G
E
N
E
R
A
L



4th Place
"Ninja Hurdler"
© Bill Lanahan



5th Place
"Blessed are the Merciful"
© Fred Moody

MARCH PROJECTED WINNERS

(Continued)



"You Lookin' at Me?"
© Barb Lawton

Honorable Mention



"Poetry in Ice"
© Neena Kumar



"Still Life #1"
© Phil Olivo




"Still Life #2"
© Phil Olivo



"Dancing Frenzy" / © Sean Sullivan

GENERAL



To view all winning images, current and previous, check out our website:

www.spsphoto.org.

Links to current winners are on the Home Page.

To view prior winners, click:
Competitions
(then Print, Projected Image, etc.)

MARCH PROJECTED WINNERS

(Continued)



Assigned Topic:
"Kitchen Close-Ups"
(Get those forks and spoons
out!)

1st Place:
"Good Enough to Eat"
© Linda Tommasulo

2nd Place:
"Kitchen Bounty"
© Bill Lanahan



3rd Place: "X Marks the Spot" / © Sean Sullivan

A
S
S
I
G
N
E
D




PHOTO ESSAY COMPETITION WINNERS (March 21)

Digital–Slides Shows/Videos:

- 1st Place: Dow Smith, "Delmar Farmers Market"
2nd Place: Joan Hefler, "Myrtle Beach and the Beauty I Saw with my Camera"
3rd Place: Sean Sullivan, "Bicycle Built for Eight"
Honorable Mention: Linda Tommasulo, "Old Friends"

Books:*

1st Place: Phil Olivo, "Shades of Gray"

Print–Posters:

1st Place: Linda Tommasulo, "Ice, Ice, Baby"

*Original 1st Place book submission was withdrawn by the author.

PHOTO ESSAY JUDGE: Paul Conti

Paul Conti is a professor in the communications department at The College of Saint Rose. Before joining Saint Rose he was News Director of WNYT (Channel 13). Prior to becoming a newsroom manager he had a long career as a news videographer. Paul is also an enthusiastic amateur photographer.

PLEASE SUPPORT OUR SPONSORS!



PHOTO & VIDEO
Hunt's EST. 1977

Facebook, Google+, Twitter icons

Blog
wbhunt.com/blog

Hunt's Photo specializes in various digital imaging products. We offer competitive everyday pricing and free ground shipping in the lower 48 states.

www.huntsphoto.com

Call for Price Quotes and Specials

800-924-8682

What differentiates Hunt's Photo from our competitors is the personal service we offer and our tireless effort to build long lasting relationships with the customer.

For Camera Club Specials...

Ask for Alan Samiljan, at (781) 462-2383.

His hours are usually 8:30 am-5:00 pm, Monday, Tuesday, Thursday & Friday. Leave a message or send an email

(asamiljan@huntsphoto.com), and he'll get right back to you.

HUNT'S APRIL SPECIALS!

Spring has finally sprung in New England!

The highly acclaimed **Nikon D850**, **Panasonic G9** and **Sony A7R III** cameras are finally beginning to arrive more frequently. Sony's newly announced A7 III should begin arriving in the store around April 10.

For our Panasonic and Olympus users we have a limited quantity of **Panasonic Leica DG Vario-Elmar 100-400mm f/4-6.3 ASPH. POWER O.I.S. Lenses** for just \$1,499.99, a \$300 savings!

All **Manfrotto bags and backpacks** 15% off!

Refurbished deals, limited quantities:

Olympus E-M10 MK II with 14-42mm R lens just \$399.99; **Olympus TG-5 Underwater Camera (Red)** with 16gb memory card and Float Strap just \$349.99

Used Gear, subject to prior sale:

Sony E mount: Sony 7S body \$999; Sony FE 70-300mm G f/4.5-5.6 \$799;

Fuji XF mount: X-T2 w/ 18-55mm f/2.8-4 \$1,399; 18-135mm f/3.5-5.6 \$649; 16mm f/1.4 \$749

Nikon: 200-400mm f/4G VR (ver. 1) \$2,299; 24mm f/1.4G \$1,399; 85mm f/1.4G \$1,049; Zeiss Otus 55mm f/1.4 \$2,499

Canon: 7D MK II body \$999; 24mm f/3.5 TS-E (tilt shift) \$949; 300mm f/2.8L IS \$3,199; 400mm f/4 DO IS \$2,099 800mm f/5.6L IS \$8,999

We made a fantastic buy-in of luxurious **4V Design Camera Straps** and we're offering them at 65-70% off! **Click here** to see what we have to offer. Alan owns two of them. Here's a review of one he likes a lot, **the Lusso Large**. Regular price is 119 euros = \$141.55. Our price is \$31.24!

Canon has continued their printer rebate program. Now through April 30, 2018 or until supplies run out, we are offering the **Canon Pixma PRO 10 printer** at \$379.99 before rebate (Canon sells it on their website for \$699.99). If you purchase the printer plus a package of 13x19x50 sheets of Canon Semi-Gloss or Luster paper, \$50, Canon will send you a \$250 mail in rebate! This is a pigment based printer and is always reviewed very well. Your final cost is \$129.99 plus the \$50 paper package after mail in rebate! And don't forget to ask me about special pricing on Monitor Calibration from Data Color and Xrite, a crucial part of the printing process!

Hunt's and Canon are also offering an incredible special on the **Canon Image PROGRAF Pro-1000 17"** Printer. Purchase the printer for \$1,299.99, and receive an assortment worth \$699.94 of 17x22" and 13x19" Canon paper! You can then send in your \$300 mail-in rebate. And for something no other dealer will offer; Purchase a Nikon D610, D500, D750, D810, D850 or D5, Sony A9, A7R III, A7R II, A7S II or A99 II, Panasonic G9 or GH5, or Fuji GFX 50S with the Pro-1000 and receive a \$350 rebate! (\$400 rebate available if purchased at the same time as select Canon DSLRs). Your final cost is \$899-\$999.99 for the printer and \$699.94 worth of paper. Supplies definitely limited on this one. Call now to reserve yours. Rebate runs through April 30, 2018!

Speaking of printers, **Hunt's wants your INK & PAPER business!** We stock Canon and Epson inks and paper from Epson, Canson, Moab, Red River, Ilford, and Hahnemule. Call Alan for pricing!

Specials run through 4/30/18 (except as noted or while supplies last). No rain checks!

UPS Ground shipping is free. No sales tax to NYS.


PLEASE SUPPORT OUR SPONSORS!

www.FrameDestination.com

972-479-1188

**FRAME
DESTINATION**

*Your art's in
the right place.™*



- Wood & Metal Frames
- Mat Board
- Mount Board
- Acrylic & Glass
- Clear Bags for Matted Prints
- Tape/Tissue
- Stretcher Bars & Floater Frames
- Photo Corners



The Phoenix Gallery



*Showcasing the
work of artists and
artisans working
in various media.*

*Call
518.235.2754
for current hours
or appointment.
We're on Facebook!*

*65 Bentley Dr., Troy, NY 12182
Owned and operated by Jim and Marlene Craner*

SPS members can get 5% off all their orders with Frame Destination!

You must be a registered user of the Frame Destination website as a SPS member, then you may use promo code "SPSONLY" when you place an order to receive the discount. (Note: The promo code is not valid with other promo codes, and will not work for non-members.)

To become a registered SPS member on our website follow these steps:

1. Click "Login" in the upper right of section of our site - <https://www.framedestination.com>
2. Click "Create an Account" in the middle of the page.
3. Send an email to info@framedestination.com saying you are a registered user and need your account set for SPS membership.

To see how easy it is to order custom frames on our website you can check out the video "How to Order a Custom Picture Frame..." in our video gallery: framedestination.com/video-gallery.

SNOW IN APRIL? MAYBE!

Some of us do like snow...but it certainly wreaks havoc on our meetings!

This is just a reminder that, in the event of inclement weather PLEASE check your e-mail and the SPS website before heading out.

In the event of bad weather it is up to the Program Chair to determine if a meeting will be held. Although we hate to cancel or postpone our meetings, your safety is our main concern.

DIGITAL IMAGING SERVICES

by Jim Craner

- Large Format Archival Inkjet Printing
- High Resolution Scanning
- Photoshop and Lightroom Tutoring
- Color Management Consulting
- Print Mounting, Matting and Framing

65 Bentley Drive • Troy, New York 12182

518 235-2754 or 518 526-2253

Email: renarc@aol.com

ABOUT THE SCHENECTADY PHOTOGRAPHIC SOCIETY

by Linda Tommasulo



For more than 85 years, the Schenectady Photographic Society has been the meeting place of photographers of all levels—from beginners to serious amateurs to professionals—with the goal of exploring and sharing their love of photography. Members throughout the Capital Region meet primarily on Wednesday nights to engage in various competitions (print, projected, photo essay and more), enjoy member round-table discussions, guest speaker presentations and hands-on mentoring to further their knowledge, creativity and inspiration. Occasional field trips give us the opportunity to expand our photographic vision; and frequent exhibits in the local area allow us to share that vision.

Unique to the Society are the monthly “assigned topic” competitions, both print and projected, encouraging participants to venture out of their comfort zones. Or enter any image you like in the “general” category. With both critique-only and scored judging, members receive specific commentary and suggestions to take their images to the next level. Don’t wish to compete? That’s OK too. Observing competitions is always an inspirational and learning experience. In addition, SPS is a member of **PSA!** And we regularly participate in inter-club competitions.

The Schenectady Photographic Society is an enthusiastic and energetic group. Our camaraderie is infectious. Check out our calendar on the last page (season runs from late September to mid-May) and join us! Visitors are always welcomed...especially those who have a passion for photography.

SPS BOARD OF DIRECTORS 2017-2018

President Phil Olivo

president@spsphoto.org

Vice President Linda Tommasulo

vp@spsphoto.org

Treasurer and Director at Large Pat McCormick

treasurer@spsphoto.org

Corresponding Secretary Bob Riccardo

corresponding@spsphoto.org

Recording Secretary Colleen Magai

secretary@spsphoto.org

Newsletter Editor Linda Tommasulo

newsletter@spsphoto.org

Webmaster Sean Sullivan

webmaster@spsphoto.org

Print Group Ray Henrikson & Phil Olivo

printchair@spsphoto.org

Projected Group Sean Sullivan & Brian Sherman

projectedchair@spsphoto.org

Mentoring Chair Open

Photo Essay Dow Smith

photoessay@spsphoto.org

Judge Coordinator Ferdie Bowman

judging@spsphoto.org

Field Trip Coordinator Brian Sherman

fieldtrips@spsphoto.org

PSA Interclub Sean Sullivan

psa@spsphoto.org

COMMUNICATIONS COMMITTEE

communications@spsphoto.org

Dow Smith and Ellen Christiansen

TRAVELING EXHIBIT COORDINATORS

travelingexhibit@spsphoto.org

Bert van Grondelle and Jerry Boehm

REFRESHMENT COORDINATORS

Judy Breslau and John Ogden



Connect with the Schenectady Photographic Society:

Website: **www.spsphoto.org**

Facebook Group: **https://www.facebook.com/groups/schenectadyphotographicsociety/**

Facebook Page: **https://www.facebook.com/schenectadyphotographicsociety/**

Instagram: @schenectadyphotographic

THE FOCUS NEEDS YOU! For articles, suggestions, and member profiles (bios/photos).

Contact Linda at **newsletter@spsphoto.org**.

SCHENECTADY PHOTOGRAPHIC SOCIETY 2017-2018 SEASON CALENDAR

Meetings start at 7pm and are held at the First United Methodist Church, 603 State Street, Schenectady, NY.
(Parking and entrances are on Chapel Street, a one-way street off Nott Terrace.)

This schedule is a work in progress and is subject to change!

September, 2017

9/27/17..... Meet & Greet
Speaker: Brian Sherman, "12 Elements of a Merit Image" and image critiquing session with group.

October, 2017

10/4/17.....Print Critique
Assigned Topic: Motion - real or perceived.

10/11/17..... Projected Image Critique
Assigned Topic: Rows of things (inanimate or living things.)

10/18/17..... Mentoring/Speaker Night
Program: Hands-on Post Processing Demos

November, 2017

11/1/17..... Print Competition
Assigned Topic: Architecture (exterior or interior)
Speakers: Dan Steen and Phil Olivo, "Photo Fusion Dance Photography"

11/8/17..... Projected Competition
Assigned Topic: Unusual Perspective (Get low, get high, get funky!)
Speaker: Dow Smith, "Automobile Photography"

11/15/17..... Mentoring/Speaker Night
Speaker: Connie Frisbee Houde and Cindy Schultz, "Introduction to the SPS Photo Essay Competition"

December, 2017

12/6/17..... Print Competition
Assigned Topic: Piles of Things (not necessarily trash!)
Speaker: Greg Cuda, "Shooting the Midway"

12/13/17..... Projected Competition
Assigned Topic: Glassware (Through it, around it, in it or of it!)
Judging tonight in the main room for all to see!

12/20/17.....NO MEETING

January, 2018

1/3/18..... Print Competition
Assigned Topic: Automobiles (Whole cars or just it's parts.)
Speaker: Lawrence White, "Mastering the Midtones"

1/10/18 Projected Competition
Assigned Topic: Ha-Ha (I don't care who you are, that's funny!)
Roundtable: Your Questions Answered

1/17/18 Mentoring/Speaker Night
Speaker: Howard Arndt, "Photographing the Bald Eagle, our National Bird"

February, 2018

2/7/18..... Print Competition - SNOWED OUT!

2/14/18..... Projected Competition
Assigned Topic: View in a Mirror (Show the world as the mirror sees it.)

Speaker: Linda Tommasulo, "Chihuly at the NYBG"
2/21/18..... Mentoring/Speaker Night
Sean. Sullivan: "What's in your Bag?" + Hunt's Photo!

March, 2018

3/3/18 (Saturday).....Textures/Still Life Workshop with KJ DeWaal

3/7/18..... Print Competition - SNOWED OUT!
3/14/18..... Projected Competition

Assigned Topic: Kitchen Close-Ups (Get those forks & spoons out!) Speaker: Member Travelogues - M-J Adelman, Connie Frisbee Houde & Brian Sherman

3/21/18..... Photo Essay Competition

April, 2018

4/4/18..... Print Competition
Assigned Topic: Water (Running or still...lots or little.)
Speaker: Miriam Romais, "HERsteading"

4/11/18..... Projected Competition
Assigned Topic: Long Exposure (Good time to practice night shooting.)

Speaker: David Edgecomb, Creating a Photo Book

4/18/18..... Luba Ricket Creativity Competition
Speaker: Doug Mitchell, "Principles and Practices of Model Photography"

4/25/18..Feb./Mar. Print Competitions (see pg. 3)
Feb. Assigned Topic: Sports (professional, amateur or youth). Mar. Assigned Topic: Strange Signs (the stranger the better). Mar. General & Monochrome.
Speaker: Robert Dungan, "Sports Photography"

May, 2018

5/2/18..... Print of the Year
Speaker: Linda Eastman, "Using Texture Art in Post Processing"

5/9/18..... Projected Image of the Year
Speaker: Robert Near (Program TBA)

June, 2018

6/6/18..... Awards Banquet at Wolf's 1-11

Need some inspiration? Check out last season's submissions: **Print** and **Projected**.
Inspired? Click **HERE** to submit your Projected images.