

FOCUS

Volume 84 - No. 5

www.spsphoto.org

January 2018

PHOTOGRAPHING THE BALD EAGLE, OUR NATIONAL BIRD Howard Arndt - January 17

Howard Arndt is a wildlife and landscape photographer who resides in Amherst, NH, with his wife Marcia. They were residents of Central New York for many years and they still have a family cabin in the Adirondacks. Howard is retired from a career in aerospace where he worked for General Electric and Lockheed Martin. He has electrical engineering degrees from the University of Kansas and an MBA from Syracuse University.

For the past ten years he has focused on his lifelong passion for photography. He has taken numerous photography courses and has traveled widely to explore the world through photography. In addition to the United States, he has traveled to Africa and the Galapagos to photograph exotic wildlife. His passion is the bald eagle, which was the stimulus for his interest in wildlife photography. He recently presented his program "Photographing the Bald Eagle, Our National Bird" at the National Museum of Wildlife Art in Jackson, Wyoming. He has been published in *Adirondack Life* and *Outdoor Photographer* magazines and has had winning images in several photo contests including *Adirondack Life*, Central New York Art Competitions and Audubon Photography.



He has his work for sale in three galleries including Dartbrook Rustic Goods in Keene, NY.

We are pleased to have Howard join us to present "Photographing The Bald Eagle, Our National Bird." The presentation will cover the history of the Bald Eagle as our national symbol, conservation efforts that saved it from extinction and using his photographs, its natural history. Also, Howard will discuss his approach to photography that will include philosophy, equipment, camera settings and image processing workflow.

Continued...

INSIDE THIS ISSUE

Photographing the Bald Eagle, Howard Arndt.....	1-2	Focus on: Kim Koza	8-9
Message from the President.....	3	Photographic "Goings On"	10
Open Call for Entries	3	PSA Interclub Competitions.....	11
Mastering the Midtones, Lawrence White	4	December Print Winners	12-16
Your Questions Answered/Brian Sherman HM.....	5	December Projected Winners.....	17-21
Connie Frisbee Houde @ Photocentric.....	5	Please Support our Sponsors.....	22-23
Beginner Winter Photography	6-7	About SPS & Board of Directors.....	24
SPS Name in Lights at GPL	7	Season Calendar 2017-2018.....	25

Photographing The Bald Eagle...Howard Arndt (Continued from page 1)

Individual fine art prints of Howard's work
can be obtained by contacting him at:
hdarndt@comcast.net



Learn more about Howard Arndt
and view his images at:
<https://www.howardarndtphoto.com>



MESSAGE FROM THE PRESIDENT

Phil Olivo

Mentorship and Growth

I have two major art interests; photography and Jazz. Reading some recent articles on both of these interests got me thinking about mentorship and how other photographers, especially fellow SPS members, have made very positive impacts on my growth as a photographer.

Clark Terry, a jazz trumpet legend and educator who performed with Count Basie, Duke Ellington, Quincy Jones, and other accomplished jazz musicians, shared his thoughts on mentorship. Terry suggested that growth through mentorship required three stages. Once we have found a mentor, growth requires that we must *Imitate, assimilate and innovate* our mentor's work.

One item on my photography bucket list is to become a better nature and landscape photographer, a genre of photography that I'm not good at and have a lot to learn. Lately I've been following Carl Heilman's photography and have adopted him as a mentor. Applying Clark Terry's philosophy to my growth in nature photography, I've started the *imitate* process by studying his work and reading

his books. 2018 will find me taking at least one workshop with him and *assimilating* his approach to exposure, location and composition. Finally, I'll *innovate* by taking my learnings and develop my personal approach to nature photography.

No discussion about mentorship would be complete without recognizing those photographers who have been instrumental in my personal growth. My thanks to Jim Craner whose workshops have taught me the finer points of printing and print presentation; Bob Coppola's advice to "make it monochrome and resubmit it" gave me the direction to always take a second look at an image and consider what that image could be; Doug Mitchell who introduced me to the finer points of studio lighting; Linda Tommasulo's sage advice to "do one for myself" opened a door into photo essays; and Lawrence White who taught me how to tease those details out of the image's midtones. Mentors are all around us, especially at our meetings, have you reached out lately?

Happy New Year! I wish everyone a Happy, Healthy and Photographic New Year.

HAPPY NEW YEAR - 2018

OPEN CALL FOR ENTRIES Photo Center of Troy

Call for entries for the annual "Best of 2017 Show." Come on SPS-ers, get your work in the PhotoCenter!

This is an open call to all photographers who have made work in 2017.

Enter the "Best of 2017" exhibit by submitting up to four (4) digital JPEG images to:
entries@photocentertroy.org.

File size for each digital image should be under 1 MB. Any subject, any process, as long as photo was made in 2017.

***Deadline for submission of digital entries
Friday, January 5, 2018 - 5 pm.***

Notifications of accepted images for exhibit will follow a few days later.

Finished prints, ready for hanging, are due at the Photo Center by Sunday January 21.

Exhibit will open Friday January 26 for Troy Night Out, and close on the first Sunday in March.

Any questions, call Nick Argyros at 518-273-0100, or email **info@photocentertroy.org**.

MASTERING THE MIDTONES

Lawrence White - January 3

Most of us are familiar with *Saratoga Living* photographer, Lawrence White, who has graced our club with his presentations and excellent judging. We are pleased he will be returning in the New Year to teach us how to “master the midtones.”

Lawrence White’s professional photography career spans over four decades. In that period of time his photographic work has been seen world wide in publications such as the *NY Times*, *Boston Globe*, *Rolling Stone*, *Vogue*, *People*, *Time*, *Forbes*, *Der Spiegel* and *Le Monde*.

In addition to numerous exhibitions and awards, Lawrence won the NY Press Association award for his striking images of the terrorist attacks on NYC, 9-11-01.

His film work has been collected by the Smithsonian Museum Archives of American Art. Lawrence also received a short film award from the American Film Institute in 1994.

For the past three years Lawrence taught a series of highly successful photo workshops in conjunction with Saratoga Arts, the National Museum of Dance and the Saratoga Performing Arts Center.

Lawrence is currently Chief Photographer for *Saratoga Living Magazine* where he also writes a column. He is also proud to be capturing images for the Agricultural Stewardship Association who has saved numerous family farms in upstate NY. In addition he continues to photograph a series of images focusing on the Soho neighborhood in Lower Manhattan.

On January 3rd, Lawrence will demonstrate how to “Master the Midtones.” Per Lawrence:

“Black and white and color.” OK, those are facets of photography - but what happens in the middle? Lets dive into the rich sea of unending tones that define an image and present our ideas to the viewer’s eye.



Please bring two (2) jpegs on a thumb drive. One jpeg that you have processed in the digital darkroom as well as the unprocessed jpeg file of the same image. I will select a few to download as examples for processing in Photoshop during the presentation.

At the same time we will also discuss some of the work by Irving Penn, and Annie Liebovitz who typify use of full tone image preparation in “black and white and color.”


We hope you will join us for this special presentation!

**Be “drawn to the light” with
Lawrence White
and view his images at:
<http://www.lawrencewhiteimages.com>**



Photo by David Borfritz

YOUR QUESTIONS ANSWERED SPS Roundtable - January 10



Details are still being worked out at press-time. However, we plan to gather some of our “resident experts” to answer your burning photographic questions. Wondering if you should switch to Micro 4/3? Being challenged by iPhone photography? Want to know more about plug-ins?

We hope to shed some light on these issues, and more. Come armed with your inquiries!



BRIAN SHERMAN EARNS HM IN PJ AT PSA



Congratulations to Brian for achieving an Honorable Mention in the Photo Journalism first round of the PSA Interclub Competition.

Per Brian, this photo was taken at the entrance to the Silk City Marketplace in Hangzhou, China. The game (Xiangqi) is similar to chess (pieces have specific moves) but there are areas on the board that are called “the river” and “palace” that affect the movement of the pieces. Since the pieces are two armies that are facing off against each other, the object of the game is to capture your opponent’s general.

CONNIE FRISBEE HOUDE PHOTO SELECTED AT PHOTOCENTRIC

For seven years the PHOTOcentric Annual International Juried Photography Exhibition at the Garrison Art Center has clearly established itself as an exhibition of outstanding fine art photography. This year 500 artists from across the United States and across the globe have submitted 700 images, with only 50 chosen. Connie’s was among them. Her project documenting the “before” and “after” of her childhood home has won much acclaim. We are glad, Connie, that this project, which is so close to your heart, has been recognized once again.

(Note: Exhibit runs through January 7

<https://www.garrisonartcenter.org/juried-photography>)



BEGINNER WINTER PHOTOGRAPHY TIPS & TECHNIQUES

Winter brings its own set of issues for photographers

by Kyle Schurman - Updated September 25, 2017

Reprinted with permission from Lifewire.com

Shooting photographs in the winter can be a challenging prospect. Shooting in cold weather can cause foggy lenses and batteries that drain more quickly than usual, for example. Then there are exposure problems caused by sun and reflective snow.

Each of these challenges can be difficult to deal with on its own, but it can be a significant hindrance to your photographic results if you have to try to combat more than one of these issues.

Try these tips to improve your winter photography results and overcome any problems that the weather conditions may give you:

- White balance is the biggest problem with shooting photographs in environments with a combination of white snow and bright sunlight. When automatic cameras have problems properly judging white balance, white objects in the photos tend to have a bluish look. If possible, manually adjust the white balance setting on the camera to a cloudy day setting, which should remove the blue tint from the snow.
- If you'd rather not rely on the white balance to create the proper settings in a scene of bright, white snow, you have a few other options. Using a "snow" or "winter" scene mode sometimes can help with this problem.
- Exposure can be tricky to set properly for winter photography. If you have an object that you want to be properly exposed in the image, place it in the center of the frame. Hold the shutter button halfway. Then recompose the photo so the object is where you want it to appear, while continuing to hold the shutter button halfway, which holds the exposure in place. Then press the shutter fully to record the image.



Snowflakes falling in your winter photo may appear blurred, which can provide an interesting look.

By Kyle Schurman for About Cameras

- As another option, especially if there are a lot of harsh shadows in the image from bright sunlight on white snow, try forcing the flash to fire. With bright external light, the flash can act as a fill flash, removing harsh shadows on the subjects and improving exposure.
- Look for some interesting nature photos, as winter and snow provide plenty of opportunities. For example, look for evergreen branches covered in snow, brightly colored berries peeking out from snow, an animal standing in a field of snow, or icicles hanging from trees. Basically, any contrasting color can stand out from the white snow, creating an interesting nature photo.
- One benefit of shooting in the bright conditions of snow and sun is your camera can use a fast shutter speed, allowing you to easily shoot action photos of a skier moving down the mountain or a snowball fight. Take advantage of the fact that there's plenty of light available and shoot all of the action photos that you want.

Continued...

Beginner Winter Photography... (Continued from page 6)

- If it's snowing while you're shooting the photos, you may have some snowflakes that appear blurred across the frame of the image, as shown in the photo on page 6. As long as this blur doesn't detract from the subject quality in the photo, the blurred snow look can provide a nice look in your image.
- If you're shooting on a cloudy day with snow cover, your photos can have a flat, dull look. Depending on the thickness of the clouds, you may want to use a fill flash for all photos. With thin clouds, though, the snow will still reflect plenty of diffused sunlight, making good exposures easier. Different types of clouds can lead to different requirements for exposure, so be sure to try a few different techniques, perhaps even using exposure bracketing.
- If you had planned to shoot photos on a particular day, but you wake up to snow falling outdoors, don't automatically give up on the day. The ability to shoot images with snow falling around the subjects can create some great photographs. With the snow falling in the foreground, you can focus on a subject in the background, and the falling snow will have a blurred effect around the subject, for example. Just be sure to keep the camera in a waterproof camera bag or a zipped plastic bag when it isn't in use, protecting it from wet snow.

- Finally, be sure to take special care of your equipment in winter conditions. Obviously, avoid extremely cold conditions for long periods of time, which can drain your battery or cause the LCD to malfunction. Quickly moving the camera from warm to cold conditions can fog the lens or cause condensation inside the camera, which could cause damage. In fact, such condensation eventually could lead to mold growing inside the camera. Or you could end up with a lens that's constantly foggy, leaving you unable to shoot clear images in the future. So move the camera slowly from outdoors to indoors, allowing the camera's temperature to rise steadily, rather than suddenly. Place the camera in an unheated garage or car first, then move it to a pocket near your body while you're still outdoors, where your body temperature will help to warm up the camera slowly, before moving indoors.

*Get lots more tips and techniques
from:*

Lifewire.com

and from photographer Kyle Schurman at:

<https://www.lifewire.com/kyle-schurman-492470>

SPS' NAME IN LIGHTS AT GPL

Our exhibit and reception at the Guilderland Public Library last month was a great success. Thanks to our traveling exhibit co-chairs Bert van Grondelle and Jerry Boehm for all their hard work.



FOCUS ON

KIM KOZA



Around 1993, I asked my mom for an electric skillet for Christmas. Knowing my dislike of cooking, she internally questioned my request but, feeling encouraged that I was actually going to try my hand at it, she bought it for me anyway. On Christmas morning when I opened my electric skillet, I jumped for joy. My mother, completely baffled, said, “I am just so surprised at your new and sudden interest in cooking food in a skillet!” I replied, “You thought I wanted it to cook food in?! It’s for cooking Polaroid photographs Mom!”

Those were the days—the really creative photography days. When I would shut myself in a pitch black closet or sit down on a street corner with a black bag, carefully (and blindly) changing my extremely light sensitive roll of infrared film; when I cooked Polaroids in an electric skillet, lifted them out with a spatula and arranged them onto wet watercolor paper. The hours spent using a Polaroid camera and a crochet hook to move and manipulate the exposing Polaroid’s wet emulsion. I fondly remember using a brayer and rolling my fresh Polaroids onto wet watercolor paper after carefully counting the seconds; or when I painted my black and white print with rubber cement to

cover certain areas, then submerged the print into a sepia toner for a selectively-toned image. My all-time favorite process was using Marshall’s oils, cotton balls and toothpicks to hand color my black and white infrared prints. There was a real creative process, a hands on experience, with time, effort and money, invested into this final image. If it worked, it was spectacular. If it didn’t, it usually went into the garbage with some blood, sweat, tears...and a little piece of my heart.

Flash forward to 2017—I haven’t done hands-on artistic photography in probably 10 years. The items slowly became unavailable and thus, very costly. That “look” went out of style, and because photography has been my livelihood for 25 years now, it just became “old,” like me!

Then I got my hands on an iPhone 7 Plus, and all that joy of photography I had experienced all those years ago came flooding back. With a few clicks here and a few taps there, I am creating images in less than a minute that would have taken hours in the days of my electric skillet. The image quality is decent, the photo editing apps are endless, and the opportunities to create are immeasurable!

My favorite app is *Snapseed* for all my image editing, and I also use *Distressed FX*, which allows you to add really cool textures and also gives you the ability to add flying birds to your image, which I love as a unique option.

While a part of me will always pine for the smell of the darkroom, and I will always fondly remember the hands-on, artistic process, it is wonderful to have my creativity flowing again and to experience that feeling of such excitement when you click (well, in this case, tap), adjust, and end up with an image that you sure hope will be a top-scoring winner at SPS!

Check out Kim’s website at:
<http://silhouetteimages.com/>

See more of Kim’s photos on page 8

Focus On Kim Koza
(Continued from page 7)




Shaker Hats



Kings Isle



Birds



Dearest Colie



Bride & Groom



All
photos
© Kim Koza

Book Art



Weeds

PHOTOGRAPHIC “GOINGS-ON”

There’s always something photography related to do, see or shoot in the Capital District and environs!

PHOTOCENTRIC

Annual Juried International Photographic Exhibit

Garrison Art Center, 233 Garrison’s Landing
Garrison, NY
Tuesday–Sunday 10-5
Thru January 7

For seven years the **PHOTOCentric** Annual International Juried Photography Exhibition has clearly established itself as an exhibition of outstanding fine art photography. Artists from across the United States and from across the globe have submitted their work. Past jurors include Malcolm Daniel, Alice Rose George, Harvey Stein, Stephen Shore, Larry Fink, Stephen Perloff, Elizabeth Opalenik, Robert Mann, Cig Harvey, Robin Rice, in 2014 Marvin Heiferman and in 2015 Julie Saul. 2017’s juror was scholar, author, gallery owner and curator Francis M. Naumann, who chose 50 works from over 700 submitted.

PINE BUSH PERSPECTIVES PHOTO EXHIBIT

Pine Bush Discovery Center
195 New Karner Rd., Albany
Thru February 28

Visit the Pine Bush and stop by the Discovery Center to view the 2017 juried photo exhibit, celebrating the uniqueness and diversity of the Albany Pine Bush Preserve. All photos were taken in the Albany Pine Bush. Exhibit will be open through the end of February. Click [here](#) for info on the Pine Bush Preserve.

ALBANY CENTER GALLERY MEMBERS’ SHOW

488 Broadway, Albany
Thru February 28

The 2017 show showcases 150+ local and regional artists. Members range from students and emerging artists to established and international artists, from painters and photographers to sculptors and mixed media artists.

For info and hours: <http://albanycentergallery.org/members-show/>

“THIS PLACE”

UNIVERSITY ART MUSEUM UNIVERSITY AT ALBANY - SUNY

1400 Washington Avenue, Albany
February 1–April 7

This Place is a photography exhibition that explores the rifts and paradoxes of the highly contested spaces of Israel and the West Bank, featuring internationally renowned artists Martin Kollar, Jungjin Lee, Thomas Struth, and Jeff Wall. For info and hours: <https://www.albany.edu/museum/index.shtml>

LOCAL FARMERS’ MARKETS (Fresh Pickin’s and Fun Photo-Ops)

TROY WATERFRONT

Troy Atrium
49 4th Street, Troy
Saturdays 9–2 Thru March 31

The Troy Waterfront Farmers Market is delighted to bring you nearly 100 local farmers and fresh food vendors every Saturday, year-round in Downtown Troy, New York.

For over 18 years, they have been a leader in supporting local agribusiness and providing a livelihood to farmers and food producers in and around the Capital Region.

For more info: www.troymarket.org

SCHENECTADY GREEN MARKET

Proctors
432 State Street, Schenectady
Sundays 10–2 Thru April 29

Visit Schenectady’s festive indoor marketplace featuring more than 60 vendors who produce everything they sell. Enjoy live music, prepared food and the region’s freshest produce.

Website: www.schenectadygreenmarket.org



PSA INTERCLUB COMPETITIONS

PSA Interclub Coordinator, Sean Sullivan

Throughout the season, the Photographic Society of America hosts Interclub Competitions. As a member of PSA, The Schenectady Photographic Society can participate in these competitions.

There are five separate interclub competitions, each with their own set of rules and submission dates. They are:

- Nature (ND)
- Photojournalism (PJD)
- Travel (PTD)
- Projected Image (PID)
- Creative Projected Image (CPID)

We are allowed a total of six (6) submissions per club, with varying rules regarding the number of images that may be submitted by an individual maker. In order to participate, members must submit their image(s) to the PSA Interclub Coordinator (Sean Sullivan) by the specified date (below). A submission does not guarantee your image(s) will be submitted. It is at the sole discretion of the PSA Interclub Coordinator to make the final decision. If an inadequate number of images are submitted for any competition, Sean may select images from those submitted for digital competition.

Images should be the same size as for the SPS Digital Competitions. See [here](#) for guidelines.

PSA INTERCLUB SUBMISSION DEADLINES 2017-2018 SEASON

Grayed-out dates are closed.

Green bold dates are this month's competitions

Click [here](#) to submit your image(s)



<i>Division</i>	<i>Round 1</i>	<i>Round 2</i>	<i>Round 3</i>	<i>Round 4</i>
Projected Image (PID)	October 27	December 27	February 27	April 26
Projected Creative Image (CPID)	January 10	March 21	May 17	N/A
Nature (ND)	October 10	January 10	April 10	N/A
Travel (PTD)	November 10	February 10	May 10	N/A
Photojournalism (PJD)	November 10	January 10	March 10	May 10

Click [here](#) for more info on PSA and the Interclub Competitions.

Model Release Required for Portrait Images:

The entrant to this PSA activity needs to submit a signed Model Release with his/her entry for any portrait image, including all the recognizable likenesses of a human face, which were not taken in a public location. The entrant and model agree to hold PSA harmless against all claims and liabilities arising out of PSA's publication, display, or other use of any portrait image submitted to PSA. Award images will be posted on the PSA web site and selected images may be published in the PSA Journal/Division Newsletters. Portrait images submitted without a Model Release, if selected for an award, will not be posted on the PSA website or published in the PSA Journal/Division Newsletters. For those who do not have a Model Release, a sample Model Release Form is linked [here](#).

Have questions, or need additional information?
Contact our PSA Interclub Coordinator, Sean Sullivan [here](#).

DECEMBER PRINT WINNERS

GENERAL



1st Place: "Lingering Spirit" / © Doug Mitchell

PRINT JUDGE: Photographer **David Waite** is a nature and fine arts photographer. The images he creates express his personal creativity and unique view of nature. David's subjects are the scenes he encounters as he travels by foot or boat through the wilderness areas in the Northeast.

He has been influenced not only by contemporary artists and photographers, but also the pictorial artists of the past. David finds their simplicity of subject matter and strong composition offer a refreshing change from many of the contemporary images often created to express a political or social statement rather than artistic creativity.

David was trained and worked as a professional photographer in the 1970's, left that career a few years later and returned to photography as a creative outlet in 2003.



2nd Place
"Fresco Apples"
© Sean Sullivan



3rd Place
"Stoop Dog"
© Rich Schreiberstein

DECEMBER PRINT WINNERS (Continued)

GENERAL



"96th Street" / © Fred Moody

Honorable
Mention



"Kletsch" / © Rich Schreiberstein



"MOMA" / © Fred Moody

DECEMBER PRINT WINNERS
(Continued)

MONOCHROME



1st Place: "Bicycle Angst"
© Rich Schreibstein



2nd Place: "Empire Streets"
© Doug Mitchell

DECEMBER PRINT WINNERS (Continued)

MONOCHROME



3rd Place
"No Guts No Glory"
© Dan Steen

Honorable Mention

Please note that, to include winning print images on the website and in the *Focus*, photographs are taken at the conclusion of the judging.

If you wish to send an original/digital image for the *Focus* and the website, size it at 1024 x 768 @ 300 ppi, and email to: newsletter@spsphoto.org
and
webmaster@spsphoto.org



"NYS Museum"
© Bob Coppola

DECEMBER PRINT WINNERS (Continued)

A
S
S
I
G
N
E
D



Assigned Topic:
"Piles of Things"
(Not necessarily
trash)

1st Place:
"The Colonel Survived"
© Barb Lawton



2nd Place:
"Chairs"
© Fred Moody



3rd Place:
"Basket of Shoes"
© Phil Olivo


DECEMBER PROJECTED WINNERS

If you attended the December Projected Competition you saw, first hand, how the judging is performed. With judging done in the main room for all to see, Pilar Arthur-Snead was gracious enough to let us view the process.



1st Place: "Meditation" / © Fred Moody

G
E
N
E
R
A
L



2nd Place: "Coming in for a Landing" / © Barb Lawton

PROJECTED JUDGE: Pilar Arthur-Snead is an accomplished photographically-based artist. Her work, which focuses on the personal, historical and political connections of individual and collective identity, has been on exhibition in galleries in Albany, NY, Chicago, IL, and Los Angeles, CA.


Pilar completed her Master of Fine Art in Photography in 2013 and graduated with honors from the San Francisco based Academy of Art University. In 2011, She interned at the Center for Photography at Woodstock where she assisted emerging artists in residence with their personal projects, documented gallery shows and events and also assisted with CPW's Gala and Fine Art Photography Auction and Fundraiser. Pilar teaches Contemplative Photography at the Arts Center of the Capital Region in Troy, NY, and at the Flower City Art Center in Rochester, NY.

Pilar is the founder, owner and gallery director of Photographic Expressions Studio & Gallery, LLC based in Troy, NY.

DECEMBER PROJECTED WINNERS
(Continued)



3rd Place: "Fireworks Over Empire Plaza"
© Lance Monotone



G
E
N
E
R
A
L



4th Place: "Color Swirls" / © Colleen Magai



5th Place: "Sunflower" / © Kim Koza

DECEMBER PROJECTED WINNERS (Continued)

GENERAL




“Dayline Bldg.” / © Bill Lanahan

Honorable Mention



“Last Light at Mono” / © Bill Lanahan



“Quiet Pond” / © Bob Coppola



“Broom, Shovel and Whatever that V Thing Is”
© Kim Koza



“Williamstown Fence” / © Lance Monotone

To view all winning images, current and previous, check out our website:
www.spsphoto.org.


Links to current winners are on the Home Page.
To view prior winners, click: Competitions (then Print, Projected Image, etc.)

DECEMBER PROJECTED WINNERS (Continued)

Assigned
Topic:
"Glassware"
(Through it, in it,
around it, or of it)



A
S
S
I
G
N
E
D



1st Place:
"Through the Glass"
© Fred Moody



2nd Place: "Broke Coke"
© Tom Whittemore



3rd Place: "Sunset Through the Window"
© Jeff Plant

DECEMBER PROJECTED WINNERS
(Continued)

Honorable Mention



"Intersecting Colors"
© Colleen Magai



"Golden Cocktail"
© Jane Riley



"Mirror Image"
© John Saville



"Shattered"
© Kim Koza



PLEASE SUPPORT OUR SPONSORS!



Hunt's Photo specializes in various digital imaging products. We offer competitive everyday pricing and free ground shipping in the lower 48 states.

www.huntsphoto.com

Call for Price Quotes and Specials

800-924-8682

What differentiates Hunt's Photo from our competitors is the personal service we offer and our tireless effort to build long lasting relationships with the customer.

For Camera Club Specials...

Ask for Alan Samiljan, at (781) 462-2383.

His hours are usually 8:30 am-5:00 pm, Monday, Tuesday, Thursday & Friday Leave a message or send an email

(asamiljan@huntsphoto.com), and he'll get right back to you.

HUNT'S JANUARY SPECIALS!

Something we don't see very often are refurbished lenses from Tamron, one of the photo industry's leading lens makers. We will be receiving a very limited quantity of the following lenses. Call Alan now at 781-462-2383 to reserve yours.

Tamron SP 70-200mm f/2.8 Di VC USD G2 Lens for Nikon \$1,099, regular \$1,299 - Tamron SP 85mm f/1.8 Di VC USD Lens for Nikon \$649.99, regular \$749 - Tamron SP 150-600mm f/5-6.3 Di VC USD G2 for Nikon \$1,049, regular \$1,299 - Tamron 28-300mm f/3.5-6.3 Di

VC PZD Lens for Nikon \$499.99, regular \$599 - Tamron SP 70-200mm f/2.8 Di VC USD G2 Lens for Canon \$1,099, regular \$1,299 - Tamron 28-300mm f/3.5-6.3 Di VC PZD Lens for Canon \$499.99, regular \$599.

We made a fantastic buy-in of luxurious **4V Design Camera Straps** and we're offering them at 65-70% off! Click **here** to see what Hunt's has to offer, then call Alan at 781-462-2383 to order!

Used Gear (subject to prior sale):

Nikon 500mm f/4 VR lens \$4,450
Nikon 200-400mm f/4G VR lens \$2,299
Nikon 28-300mm f/3.5-5.6G VR lens \$699
Tamron 150-600mm G2 lens for Nikon \$1,099
Nikon D800E body, <2900 clicks, \$1,749
Canon TS-E 17mm f/4L lens \$1,799
Canon 70-200mm f/4L IS lens \$729
Canon 17-40mm f/4L IS lens \$549
Canon 24-105mm STM lens \$499
Canon 5D MK III body \$1,599
Zeiss Batis 25mm f/2 for Sony E \$899
Zeiss Batis 85mm f/1.8 for Sony E \$799
Voightlander 10mm f/5.6 for SonyE \$699
Sony Zeiss 24-70mm f/4 \$699
Fuji 23mm f/1.4R \$499
Fuji 27mm f/2.8 \$229
Fuji 35mm f/2R (silver) \$299
Fuji 56mm f/1.2R \$649
Fuji 10-24mm f4R \$599
Olympus 75mm f/1.8, micro 4/3, \$599
Panasonic 25mm f/1.4, micro 4/3, \$399
Panasonic 7-14mm f/4, micro 4/3, \$599
Panasonic Leica 15mm f/1.7, micro 4/3, \$399
Panasonic Leica 45mm f/2.8, micro 4/3, \$469
Panasonic Leica 42.5mm f/1.2, micro 4/3, \$1,099

...and something else you may want to know about:

Canon has continued their printer rebate program. Now through January 31, 2018 or until supplies run out, we are offering the **Canon Pixma PRO 10 printer** at \$379.99 before rebate (Canon sells it on their website for \$699.99). We are including with it TWO packages of Canon 13x19" Luster paper, 50 sheets each, a \$100 value! Canon is offering a \$250 mail in rebate on this package, so your final cost is \$129.99! This printer includes a FULL set of ten pigment ink cartridges and is always reviewed very well.

Hunt's and Canon are also offering an incredible special on the **Canon Image PROGRAF Pro-1000 17" Printer**. Purchase the printer for \$1,299.99, and receive \$600 worth of Canon paper! You can then send in your \$300 mail-in rebate. Your final cost is \$999.99 for the printer and \$600 worth of paper. Supplies definitely limited on this one. Rebate expires January 31, 2018!

***Specials run through 1/31/18 or while supplies last. No rain checks! UPS Ground shipping is free. No sales tax to NYS. Contact Alan for any items not listed.**


PLEASE SUPPORT OUR SPONSORS!

www.FrameDestination.com

972-479-1188

**FRAME
DESTINATION**

*Your art's in
the right place.™*



- Wood & Metal Frames
- Mat Board
- Mount Board
- Acrylic & Glass
- Clear Bags for Matted Prints
- Tape/Tissue
- Stretcher Bars & Floater Frames
- Photo Corners



The Phoenix Gallery



*Showcasing the
work of artists and
artisans working
in various media.*

Call
518.235.2754
for current hours
or appointment.
We're on **Facebook!**

65 Bentley Dr., Troy, NY 12182
Owned and operated by Jim and Marlene Craner

SPS members can get 5% off all their orders with Frame Destination!

You must be a registered user of the Frame Destination website as a SPS member, then you may use promo code "SPSONLY" when you place an order to receive the discount. (Note: The promo code is not valid with other promo codes, and will not work for non-members.)

To become a registered SPS member on our website follow these steps:

1. Click "Login" in the upper right of section of our site - <https://www.framedestination.com>
2. Click "Create an Account" in the middle of the page.
3. Send an email to info@framedestination.com saying you are a registered user and need your account set for SPS membership.

To see how easy it is to order custom frames on our website you can check out the video "How to Order a Custom Picture Frame..." in our video gallery: framedestination.com/video-gallery.

IT'S COLD OUT THERE!

Some of us do like snow...but it certainly wreaks havoc on our meetings!

This is just a reminder that, in the event of inclement weather PLEASE check your e-mail and the SPS website before heading out.

In the event of bad weather it is up to the Program Chair to determine if a meeting will be held. Although we hate to cancel or postpone our meetings, your safety is our main concern.

DIGITAL IMAGING SERVICES

by Jim Craner

- Large Format Archival Inkjet Printing
- High Resolution Scanning
- Photoshop and Lightroom Tutoring
- Color Management Consulting
- Print Mounting, Matting and Framing

65 Bentley Drive • Troy, New York 12182
518 235-2754 or 518 526-2253
Email: renarc@aol.com

ABOUT THE SCHENECTADY PHOTOGRAPHIC SOCIETY

by Linda Tommasulo



For more than 85 years, the Schenectady Photographic Society has been the meeting place of photographers of all levels—from beginners to serious amateurs to professionals—with the goal of exploring and sharing their love of photography. Members throughout the Capital Region meet primarily on Wednesday nights to engage in various competitions (print, projected, photo essay and more), enjoy member round-table discussions, guest speaker presentations and hands-on mentoring to further their knowledge, creativity and inspiration. Occasional field trips give us the opportunity to expand our photographic vision; and frequent exhibits in the local area allow us to share that vision.

Unique to the Society are the monthly “assigned topic” competitions, both print and projected, encouraging participants to venture out of their comfort zones. Or enter any image you like in the “general” category. With both critique-only and scored judging, members receive specific commentary and suggestions to take their images to the next level. Don’t wish to compete? That’s OK too. Observing competitions is always an inspirational and learning experience. In addition, SPS is a member of **PSA!** And we regularly participate in inter-club competitions.

The Schenectady Photographic Society is an enthusiastic and energetic group. Our camaraderie is infectious. Check out our calendar on the last page (season runs from late September to mid-May) and join us! Visitors are always welcomed...especially those who have a passion for photography.

SPS BOARD OF DIRECTORS 2017-2018

President Phil Olivo

president@spsphoto.org

Vice President Linda Tommasulo

vp@spsphoto.org

Treasurer and Director at Large Pat McCormick

treasurer@spsphoto.org

Corresponding Secretary..... Bob Riccardo

corresponding@spsphoto.org

Recording Secretary..... Colleen Magai

secretary@spsphoto.org

Newsletter Editor Linda Tommasulo

newsletter@spsphoto.org

Webmaster Sean Sullivan

webmaster@spsphoto.org

Print Group Ray Henrikson & Phil Olivo

printchair@spsphoto.org

Projected Group Sean Sullivan & Brian Sherman

projectedchair@spsphoto.org

Mentoring Chair Dave Bennett

mentoring@spsphoto.org

Photo Essay Dow Smith

photoessay@spsphoto.org

Judge Coordinator Ferdie Bowman

judging@spsphoto.org

Field Trip Coordinator Brian Sherman

fieldtrips@spsphoto.org

PSA Interclub..... Sean Sullivan

psa@spsphoto.org

COMMUNICATIONS COMMITTEE

communications@spsphoto.org

Dow Smith and Ellen Christiansen

TRAVELING EXHIBIT COORDINATORS

travelingexhibit@spsphoto.org

Bert van Grondelle and Jerry Boehm

REFRESHMENT COORDINATORS

Judy Breslau and John Ogden

Connect with the Schenectady Photographic Society:

Website: **www.spsphoto.org**

Original Facebook Group: **https://www.facebook.com/groups/schenectadyphotographicsociety/**

NEW Facebook Page: **https://www.facebook.com/schenectadyphotographicsociety/**

Instagram: @schenectadyphotographic

THE FOCUS NEEDS YOU! For articles, suggestions, and member profiles (bios/photos).

Contact Linda at **newsletter@spsphoto.org**.

SCHENECTADY PHOTOGRAPHIC SOCIETY 2017-2018 SEASON CALENDAR

Meetings start at 7pm and are held at the First United Methodist Church, 603 State Street, Schenectady, NY.
(Parking and entrances are on Chapel Street, a one-way street off Nott Terrace.)

This schedule is a work in progress and is subject to change!

September, 2017

9/27/17..... Meet & Greet
Speaker: Brian Sherman, "12 Elements of a Merit Image" and image critiquing session with group.

October, 2017

10/4/17.....Print Critique
Assigned Topic: Motion - real or perceived.

10/11/17..... Projected Image Critique
Assigned Topic: Rows of things (inanimate or living things.)

10/18/17.....Mentoring/Speaker Night
Program: Hands-on Post Processing Demos

November, 2017

11/1/17..... Print Competition
Assigned Topic: Architecture (exterior or interior)
Speakers: Dan Steen and Phil Olivo, "Photo Fusion Dance Photography"

11/8/17..... Projected Competition
Assigned Topic: Unusual Perspective (Get low, get high, get funky!)
Speaker: Dow Smith, "Automobile Photography"

11/15/17.....Mentoring/Speaker Night
Speaker: Connie Frisbee Houde and Cindy Schultz, "Introduction to the SPS Photo Essay Competition"

December, 2017

12/6/17..... Print Competition
Assigned Topic: Piles of Things (not necessarily trash!)
Speaker: Greg Cuda, "Shooting the Midway"

12/13/17..... Projected Competition
Assigned Topic: Glassware (Through it, around it, in it or of it!)
Judging tonight in the main room for all to see!

12/20/17.....NO MEETING

January, 2018

1/3/18..... Print Competition
Assigned Topic: Automobiles (Whole cars or just it's parts.)
Speaker: Lawrence White, "Mastering the Midtones"

1/10/18..... Projected Competition
Assigned Topic: Ha-Ha (I don't care who you are, that's funny!)
Roundtable: Your Questions Answered

1/17/18.....Mentoring/Speaker Night
Speaker: Howard Arndt, "Photographing the Bald .. Eagle, our National Bird"

February, 2018

2/7/18 Print Competition
Assigned Topic: Sports (Be it professional, amateur or youth.)
Speaker: Doug Mitchell, "Principles and Practices of Model Photography"

2/14/18..... Projected Competition
Assigned Topic: View in a Mirror (Show the world as the mirror sees it.)
Speaker: Linda Tommasulo, "Chihuly at the NYBG"

2/21/18.....Mentoring/Speaker Night
Speaker: Sean Sullivan, "What's in your Bag?" AND Hunt's Photo!

March, 2018

3/7/18..... Print Competition
Assigned Topic: Strange Signs (The stranger the better.)
Speaker: Robert Dungan, "Sports Photography"

3/14/18..... Projected Competition
Assigned Topic: Kitchen Close-Ups (Get those forks and spoons out!)
Roundtable: Member Travelogues

3/21/18..... Photo Essay Competition
Print, Book and Projected

April, 2018

4/4/18..... Print Competition
Assigned Topic: Water (Running or still...lots or little.)
Speaker: Miriam Romais, "HERsteading"

4/11/18..... Projected Competition
Assigned Topic: Long Exposure (Good time to practice night shooting.)
Speaker: To Be Announced

4/18/18..... Luba Ricket Creativity Competition

May, 2018

5/2/18..... Print of the Year
Speaker: Linda Eastman, "Using Texture Art in Post Processing"

5/9/18..... Projected Image of the Year
Speaker: To Be Announced

June, 2018

6/6/18..... Awards Banquet

Need some inspiration? Check out last season's submissions: **Print** and **Projected**.
Inspired? Click **HERE** to submit your Projected images.