

FOCUS

Volume 84 - No. 3

www.spsphoto.org

November 2017

SPEAKER / MENTORING

PHOTO ESSAY PREVIEW - November 15 Connie Frisbee Houde and Cindy Schultz

To help get you thinking about our season’s Photo Essay competition, Dow Smith has recruited our own world traveler, Connie Frisbee Houde, and former *Times Union* photographer, Cindy Schultz, to speak to us about capturing great story-telling images and incorporating them into a compelling photo essay. Whether you plan to compete in book, print or digital essay, this will be an inspiring and beneficial evening. And, even if you don’t plan to compete, these seasoned photographers will surely have a few great tips that everyone can use.

Connie Frisbee Houde:

Connie Frisbee Houde, a humanitarian photojournalist strives to depict the spirit and sacredness of people and their surroundings. The cultural heritage and way of life of many people are often threatened by global events, war and industrialization. Connie focuses on the nobleness of these people as they strive to keep their autonomy, culture and community alive. While each group maintains its own cultural identity, many attributes, expressions and concerns of living are universal, creating a sense of brotherhood.

Connie has combined her love for travel and adventure with her interest in sharing her experiences. She creates photo essays with the images as they are placed in an exhibition or digital essay by combining them with narrative, interviews, site sounds, poetry and/or music. The countries represented to date are Afghanistan, Benin, Bolivia, Bosnia, Burkina Faso Cambodia, China, Columbia, Egypt, England, France, Germany, Ghana, Jordan, Mexico, Peru, Togo, United States, and Vietnam.

A major area of focus is Afghanistan. Audiences have been captivated by her depth of understanding of the complexities of the history and current situation in Afghanistan and her ability to synthesize this knowledge into moving audio-visual experiences that bring her lectures about her experience to life. Connie’s impacting work has been shown in dozens of galleries and her informative multi-media presentations depicting the realities of life in Afghanistan have illuminated audiences.

A colleague describes Connie’s work with these words. “Along with the sheer beauty of her photographs what I admire is her ability to capture the

Continued on page 3...

INSIDE THIS ISSUE

Photo Essay Preview (Houde and Schultz).....	1, 3-4	How to Create a Photo Essay	12
Message from the President.....	2	SPS Field Trips.....	13
Dues are Due	2	Photo Recognitions	14
Fusion Dance Photography (Olivo & Steen).....	5-6	PSA Interclub Competitions.....	15
Automobile Photography (Dow Smith)	7-8	Hunt’s Sponsors Bosque Workshops	16
Traveling Exhibit Update	9	Please Support our Sponsors.....	17-18
Scott Kelby Photowalk.....	9	About SPS & Board of Directors.....	19
Focus on: Tom Whittemore.....	10-11	Season Calendar 2017-2018.....	20



MESSAGE FROM THE PRESIDENT

Phil Olivo

Critique Night Feedback and Observations – We Are Off To a Great Start!

I must confess that I am a “numbers guy” coming from a career in financial analysis and technical training. So I was very interested in the results of our exit surveys from the Print and Projected Image Critique Nights. Here is a summary of the results based on 28 completed surveys:

- *Did you participate in this program?*
26 respondents or 93% did participate.
- *Are you a member of SPS?*
27 respondents or 96% were members.
- *Did you learn from this program?*
28 participants or 100% indicated that they learned something.
- *Would you participate in similar programs?*
28 participants or 100% would do it again.

Program comments included: “Got thinking,” “Great Night.” “Glad so many participated,” “Liked member input,” “Good honest critiques and comments,” and “I am sure my photos can improve with this type of critique.” We did receive feedback that there was too much editing of the images during Projected Image night that took away from the actual critique part of the discussion.

If we base our review on the feedback that everyone learned something from the program, then the critique nights were a big success. I appreciate your participation and commitment to improving your creative photography!

Our competition season will start with the November 1st print competition and the November 8th projected image competition. I look forward to seeing your innovative work at those meetings!

On a side note, I read an interesting article on the Digital Photography School site that suggests photography is a great activity to engage the brain and enhance our cognitive skills as we age.

I wonder if I can use this article in a spousal discussion to upgrade my camera gear.....

Stay well, do good work and keep in touch,

Phil



© Linda Tommasulo

Connie Frisbee Houde displaying a print for critique.
(Phil Olivo in background.)

\$\$\$ DUES ARE DUE! \$\$\$

Now that the critiques are over, the actual competitions will begin! In order to compete, you must be current on your SPS dues. Here are the fees for the 2017-2018 season:

Individual: \$55 / Family (same household): \$65

Fill out an Application and pay your dues **HERE**. (PayPal and Credit Card options available)

Or bring cash to meeting or mail check to:

SPS Treasurer / 930 Delamont Ave. / Schenectady, NY 12307

Photo Essay Preview (Continued from page 1)

people and their lives in all their human depths. When she has an opportunity to present her work it makes an impact on the viewer. It is not only Connie looking at the people, but the people looking back at us.”

See more of Connie’s photography at:
<https://conniefrisbeehoude.com/>



Three images of Mostar, Bosnia. The black and white was taken in 1996 when the famous bridge between the Serbian (Christian) side and the Muslim side which was totally destroyed by the serbs



The color is
Mostar rebuilt



This is the combined
image.

Cindy Schultz:

Cindy is a photojournalist who spent almost 20 years with the *Albany Times Union*. As Cindy stated, “I had the best job ever because I got to experience miracles, like the birth of quadruplets; bear witness to history, like the New York Senate passing same-sex marriage; and I had a front row seat to top sporting events, like NCAA basketball games. Best of all, I met people from all walks of life – from the leader of the free world to the homeless addict – and I was privileged to document all their stories.”

Cindy started her career at the University of Minnesota, graduating magna cum laude with a bachelor’s degree in journalism and an emphasis in visual communications. Her love for photography began when she realized she could be both an artist and a storyteller with a camera in hand.

In 2004, a couple asked her to shoot their wedding because they admired her work, and they wanted their nuptials photographed in a documentary style. Since then, Cindy has covered this life-changing event for many happy couples. “I love capturing real moments of the love and joy that accompanies weddings.”

Continued...

Photo Essay Preview (Continued from page 3)

In recent years, Cindy has presented her work for college journalism students and photo hobbyists. In addition, she taught workshops and classes on photojournalism and sports photography at The Arts Center of the Capital Region.



View more of Cindy's images at:

<http://www.timesunion.com/cindyschultz/>.

View Cindy's wedding photography at:

<http://www.cschultzphoto.com/sample-page/weddings/>

PHOTO FUSION DANCE PHOTOGRAPHY - November 1

Presented by Dan Steen and Phil Olivo

**PROGRAM
CHANGE***

Add one part dance to one part photography and you have created a fusion of two creative art forms; the aesthetic and symbolic sequence of human movement with the interpretative action of photography capturing that movement in the camera.

Dan and Phil participated in a workshop led by Lawrence White at the National Dance Museum's School of the Arts. This workshop explored dance at all levels; from the classroom dance floor, the stage and then to photographing dance in nature. Capturing the decisive moment of dance was a challenge, not only from a technical photographic aspect but learning how to best communicate with the dancers as well as anticipate their actions.

A juried selection of images from the workshop is currently on display at the School of the Arts located at 99 S Broadway, Saratoga Springs, NY. Please join Dan and Phil on November 1 as they share their images and experience.



Check out more of Phil's
images:

<http://www.philolivo.com/>



*NOTE: Lawrence White's presentation, "Mastering the Midtones" has been rescheduled for January 3, 2018.



Continued...

Photo Fusion Dance Photography
(Continued from page 5)



AUTOMOBILE PHOTOGRAPHY - November 8

by Dow Smith

Photographing automobiles can cover all kinds of photography, from the action in shooting motorsports to automotive portraits and macro photography of design details. Shooting motorsports photography is much like any other sports photography and, like sports, you need to know how the game is played. Where are you going to get your best actions shots? Tips on following the sun and finding different angles and compositions while staying as safe as possible. When and how to pan and when not to pan. What kind of gear do you need?



As a volunteer at the Saratoga Auto Museum I also shoot documentation of the cars being brought in for display...looking for dents, dings and scratches. Sometimes this is really difficult and I'll have a great example. For this year's Saratoga Auto Museum's Auction of collector cars I shot some 43 cars doing automotive portraits to help sell the cars in the catalog and in social media marketing. The cars ranged from street rods to high end Ferraris to classics like the 1929 Stearns Knight roadster. Shooting for an auction catalog has certain set requirements including detail shots but it is fun to try to make something that can be routine more interesting photography.



Want to learn more about the Saratoga Auto Museum?
Click [here](#).

Continued...

Automobile Photography (Continued from page 7)



© Dow Smith



© Dow Smith

Check out more of
Dow Smith's fabulous
automobile photography at:
dowsmithphotography.com



© Dow Smith

ON THE ROAD ~~AGAIN~~ STILL! SPS Traveling Exhibit



Our exhibit at **Professor Java's Coffee Sanctuary** will remain up for the month of November. So if you missed the reception, or haven't had an opportunity to stop by...please do!

The exhibit will now run through November 9th, with take-down on November 30th.

The traveling exhibit is a great way for the members of SPS to share their printed images. It is also good publicity for the club. The more our members participate, the more diverse are the images displayed.

Next up is a large exhibit at the **Guiderland Public Library**, from December 2 through December 28. Given that this venue can hold 50 pictures (a very considerable number), members can submit either one or two photographs.

We are striving to give as many members as possible the opportunity to show their work and encourage all members to submit, especially those that did not participate in the exhibits at the Spectrum 8 Theatre or Professor Java's Coffee Sanctuary.

Photographs must be framed or canvas prints and have a hanging wire. Photographs can be, but do not have to be, for sale. No commission will be charged by the Library if a photograph is sold.



If you are interested in participating, please click [here](#) and provide the following information about your photograph(s):

- Title
- Framed size or canvas size
- Black and white or color
- Price (optional)

Jerry Boehm and Bert van Grondelle will collect the photographs by November 29. Photographs can be brought to the Society meetings scheduled for November 8 and November 15. If this poses a problem, we will work with you to make other arrangements to collect the photos before November 29.

Contact Jerry & Bert regarding this or future exhibits at travelingexhibits@spsphoto.org.

WALKING FOR SCOTT KELBY...

Brian Sherman stood in for our original walk leader, Sean Sullivan, at the 10th Anniversary Scott Kelby Worldwide Photowalk on October 7. A few of the participants (some new to SPS) are pictured here.

It was reported that the rain held off until the group arrived at the restaurant for lunch, and the Susan G. Komen Run for provided some interesting photo-ops.



FOCUS ON

TOM WHITTEMORE


My Grandfather and my mother were both photographers, so it was quite natural for me to start taking photos when I was young. My first camera was a Kodak Brownie Starlet which I started using around 1960. (See 1961 boat photo - pg. 11).

As soon as the Kodak Instamatic cameras were introduced, my mother bought me a Model 300. It was a fun era progressing from flash bulbs to flash cubes to flash bars. Summer vacations and school trips provided most of my subjects until I decided in high school to purchase a 35mm Canon TL-1 SLR camera and start limited use of the 120 Rolleiflex camera I inherited from my mother. I also had access to the darkroom at my high school so I started to develop my own film and makes prints.

Once I got to college, at RPI, I joined a fraternity and became the photographer for the group.

I produced a slide show and sound track to be used in our recruitment efforts, so this naturally gave me plenty of subject matter to shoot.

When I got out of school and got married, my photography returned to shooting mostly during vacations. The fire department I joined already had three professional photographers, so I only took a small amount of pictures on the fire ground.



Focus On Tom Whittemore

(Continued from page 7)

My life changed in 1995 when I started windsurfing and had new impetus to take photos, especially when I became webmaster for the local windsurfing club. I also became the lead computer specialist at work and the local plant manager decided we should get into digital photography with an early version of a Kodak digital camera. In 2003 I shifted from 35mm to digital so I could easily produce photos for the websites.

Around 2005 I became webmaster for the East Greenbush Fire Dept. and started to take more photos for them (when I wasn't busy driving a firetruck). I learned how to edit and resize images and put short stories together.

Recently I've had to reduce my sailing activities and I decided to expand my photography by buying a new camera and joining SPS. I am very interested in improving my composition and editing skills.



© Tom Whittemore

Tom's Camera List:

1960	Kodak Brownie Starlet	127
1963	Kodak Instamatic 300	126
1963	Roleiflex TLR Camera	120
	German Kodak Camera	35
1971	Canon TL-1 SLR	35
Jun-79	Canon AT-1 SLR	35
1995	ES3000	Digital
Dec-02	Sprint Camera	Digital
Jun-03	Olympus S-750uz	Digital
Jun-05	Began work on EGFD website	
Jun-16	Nikon d3300	Digital
My New Toy	Go-Pro Camera	Digital



© Tom Whittemore

Check out Tom's website:

<http://www.vikingsail.com/images.htm>

And for more info on the
East Greenbush Fire Dept.:

<http://www.eastgreenbushfire.com>

HOW TO CREATE A PHOTO ESSAY

By: Collective Lens

(NOTE: Collective Lens, a 501(c)3 organization, closed as of Sept. 2016.)

Creating a photo essay is a combination of art and journalism. As with a written essay, the elements of a photo essay should be structured in a way that easily conveys a story to the viewer. Each individual photo contributes to the overall story, theme, and emotions of the essay. The photos you choose must not only be compositionally and artistically strong, but also informative and educational. Finding photos that have both qualities can be very challenging, but the result can be very powerful.

There are two types of photo essays: the narrative and the thematic. The narrative essay tells a story through a sequence of events or actions. They may follow an individual or activity over a period of time and present this story in chronological order. A thematic photo essay focuses on a central theme (e.g. homelessness, the environment, etc.) and presents photos relevant to that theme.

Regardless of what type of photo essay you choose to present, the following elements should be considered during its creation:

1. The story: Your essay should be able to stand alone, without a written article, and make logical sense to the viewer.

2. A range of photos: A variety of photos (wide angle, detailed, portraits etc.) should be included. See the types of photos section discussed below.

3. The order of the photos: It is important that the order of your photos effectively tell a story, in an interesting and logical sequence.


4. Information and emotion: Your photos should include both informational and emotional photos. Those essays that effectively evoke emotion while providing information tend to convey their messages the best.

5. Captions: In a photo essay, captions are your best opportunity to describe what is happening in words and ensure that the viewer understands. Include informational content in these captions if necessary.

Types of Photos

By including a variety of types of photos in your essay, you will ensure that it is both interesting and informative. The following types of photos, presented together, can create a successful photo essay. Not only is it important to choose powerful photos, but also to present them in an effective order. While the

order of some photos (e.g. the lead photo, and the clincher) is set, the order of most types of photos in your essay is your preference.



The Lead Photo: Similar to the first two sentences of a newspaper article, your lead photo should effectively draw in your audience. This is usually the most difficult photo to choose and should follow the theme of your essay. It could be an emotional portrait or an action shot, but ultimately it should provoke the curiosity of the viewer.

The Scene: Your second photo should set the stage and describe the scene of your story. An overarching photo taken with a wide angle lens is often effective.

The Portraits: Your photo essay should include at least one portrait. Capturing an emotional expression or telling action shot can effectively humanize your story. These photos often evoke strong emotions and empathy in the viewer (whether it is a positive and enthusiastic emotion, or a sympathetic and concerned emotion.)

The Detail Photos: Detail photos focus in on one element, be it a building, a face, or a relevant object. These photos are your best opportunity to capture specific objects. The captions of these photos should be informative and educational.

The Close-up Photos: Similarly, close-up photos provide an opportunity to focus in on specific objects. These photos are tightly cropped, simple shots that present a specific element of your story. Again, this is an excellent opportunity to present information in the caption.

The Signature Photo: The signature photo summarizes the situation and captures the key elements of your story in a telling moment.

The Clincher Photo: The final photo, the clincher, should evoke the emotion you want the viewer to walk away with, be it a feeling of hope, inspiration, or sadness. Decide on this mood before you select this photo.

Remember, these suggestions are only guidelines. Photo essays are a form of art, and like any artistic creation, breaking the rules can sometimes create the most powerful result. Don't be afraid to try something different.

SPS FIELD TRIPS

Field Trip Coordinator, Brian Sherman

Guide/Workshop Leader: Jim Craner



**EQUINE
ADVOCATES**
Nov. 19 (1 pm)
Guided by
Jim Craner

Equine Advocates (EA) is a non-profit organization dedicated to the rescue and protection

of neglected and abused horses. The sprawling sanctuary, located on NYS Route 66 near the village of Chatham in Columbia County, offers many photographic opportunities and good access to a variety of equine subjects including horses, donkeys and mules.

We'll be able to enter the paddocks and move around to take best advantage of light direction and background. The horses are used to being close to people, and a few common sense rules will keep us all confident and safe. There are horses of various sizes and colorations, including two mustangs that are particularly active and athletic. Jim will be your guide, possibly accompanied by either Susan Wagner (the founder of Equine Advocates), or her sister Karen Wagner.

Tripods are not recommended for this shoot, as the subjects are much too mobile. Zoom lenses will permit the quickest framing and focal lengths (full frame 35mm equivalents) in the ranges of 24-105, 70-200, and perhaps 100-300 work best. Most of my best images made there are probably in the range of 50-300. We will be moving around a lot on foot so the less gear the better.

A release form is required. EA depends almost entirely on donations and we ask that participants make a tax deductible contribution (\$50 was suggested as a minimum). We are also asking that participants share their best images as the Sanctuary has an insatiable need for quality photos to use in a host of fund-raising publications. EA is very good about including credit lines, and has made use of hundreds of Jim's photos over the last almost 10 years. We will need about 35-45 minutes travel time (depending on start point) and we should try to take advantage of the best light.

Staying at the sanctuary for 2-3 hours should allow for plenty of shooting. There is adequate parking on site. Carpooling, while always a good idea, isn't essential. Directions will be provided for all attendees. For more info on Equine Advocates click [here](#). If anyone has questions for Jim, please feel free to email him directly at: renarc@aol.com.

FRAMING AND MATTING WORKSHOP
Nov 18 (full) / Dec 2 (open) by Jim Craner

This workshop, 9 am–5 pm, will cover all common techniques of print mounting, straight-line mat cutting, and framing with both metal and wood. Demonstrations will be done using 8x10 and 8x12 prints finished on 1/4" foam core material, overlaid with a single mat. Some alternatives to traditional finishing will also be shown including flush-mounting on 3/4" foam boards, stretched canvas, and mounted prints with "faux mats" created in Photoshop. Traditional archival requirements for mounting and matting will be briefly discussed, but not demonstrated.

There is a maximum of six participants for each all-day hands-on workshop. The workshop fee is \$75 and lunch is provided. Affordable sources for materials (including pre-cut mounts and mats) will be shared. To the extent permitted by time and number of participants, there will be some opportunity for hands-on experiences.

The workshop will be held at Jim's venue (**The Phoenix Gallery, 65 Bentley Drive, Troy, NY, 12182**) using his professional equipment. This space, and equipment, is also available for rent to those wanting to do their own mounting and finishing. The workshop fee will be collected by Jim at the studio on the day of the workshop.

To REGISTER (SPS members ONLY!):
contact the field trip coordinator [here](#)
with your e-mail address and phone numbers.
You will receive an e-mail confirmation and
additional detailed information.
If you have questions, please e-mail the
field trip coordinator at
fieldtrips@spsphoto.org .

PHOTO RECOGNITIONS



Ken Deitcher's photo, "Chameleon" has been chosen as a finalist in the Travel + Leisure 2017 photo contest.

You can view it [here](#).

Check back on November 13 to see if he came away with the big prize!



©Ken Deitcher



©Linda A. Tommasulo
PHOTOGRAPHY



Linda Tommasulo's photo, "Simplicity" has been chosen to appear in the Pine Bush Perspectives juried photo exhibit.

The exhibit opening is December 1 from 6–7:30 pm at the Discovery Center. There will have a short address by the jurors who will then present the award winners. Light snacks and drinks will be provided as you catch the first view of the final exhibit.



PSA INTERCLUB COMPETITIONS

PSA Interclub Coordinator, Sean Sullivan

Throughout the season, the Photographic Society of America hosts Interclub Competitions. As a member of PSA, The Schenectady Photographic Society can participate in these competitions.

There are five separate interclub competitions, each with their own set of rules and submission dates. They are:

- Nature (ND)
- Photojournalism (PJD)
- Travel (PTD)
- Projected Image (PID)
- Creative Projected Image (CPID)

We are allowed a total of six (6) submissions per club, with varying rules regarding the number of images that may be submitted by an individual maker. In order to participate, members must submit their image(s) to the PSA Interclub Coordinator (Sean Sullivan) by the specified date (below). A submission does not guarantee your image(s) will be submitted. It is at the sole discretion of the PSA Interclub Coordinator to make the final decision. If an inadequate number of images are submitted for any competition, Sean may select images from those submitted for digital competition.

Images should be the same size as for the SPS Digital Competitions. See [here](#) for guidelines.

PSA INTERCLUB SUBMISSION DEADLINES 2017-2018 SEASON

Grayed-out dates are closed.

Green bold dates are this month's competitions

Click [here](#) to submit your image(s)

<i>Division</i>	<i>Round 1</i>	<i>Round 2</i>	<i>Round 3</i>	<i>Round 4</i>
Projected Image (PID)	October 27	December 27	February 27	April 26
Projected Creative Image (CPID)	January 10	March 21	May 17	N/A
Nature (ND)	October 10	January 10	April 10	N/A
Travel (PTD)	November 10	February 10	May 10	N/A
Photojournalism (PJD)	November 10	January 10	March 10	May 10

Click [here](#) for more info on PSA and the Interclub Competitions.

Model Release Required for Portrait Images:

The entrant to this PSA activity needs to submit a signed Model Release with his/her entry for any portrait image, including all the recognizable likenesses of a human face, which were not taken in a public location. The entrant and model agree to hold PSA harmless against all claims and liabilities arising out of PSA's publication, display, or other use of any portrait image submitted to PSA. Award images will be posted on the PSA web site and selected images may be published in the PSA Journal/Division Newsletters. Portrait images submitted without a Model Release, if selected for an award, will not be posted on the PSA website or published in the PSA Journal/Division Newsletters. For those who do not have a Model Release, a sample Model Release Form is linked [here](#).

Have questions, or need additional information?
Contact our PSA Interclub Coordinator, Sean Sullivan [here](#).

HUNT'S SPONSORS BOSQUE WORKSHOPS

This season there are two workshops to choose from: December 2017 and January 2018.



Backroad Photography
See rarely seen areas of the
desert oasis refuge

15 tickets
Pro Keith

In-the-Field Intensives
3 Morning Blast Offs
2 Golden Hour Fly Ins
3 Mid Day Photo Ops



Sponsored by
Friends of the
Bosque del Apache
National Wildlife
Refuge



**Bosque del Apache
Photography
Intensive**
December 9th - 11th, 2017
\$880 with meals included
hotel group rates available



**Bosque del Apache
Photography
Intensive**
January 4 - 7th, 2018

In-the-Field Intensives
3 - Morning Blast Offs
2 - Golden Hour Fly Ins
1 - Nighttime Photography
1 - Mid Day Photography
Classroom Seminars
Composition / B&W
Taking Your Bird Photography to Next Level
PhotoShop LighRoom Post Processing

meals included
\$680
hotel group rates available
TAMRON
Long Lens Loaners

Sponsored by
Tamron &
Hunt's Video and Camera

27 seats
3 pros



Workshop Pros
Keith Bauer, Don Toothaker,
and Mark Buckler



The landscape at Bosque del Apache is a high plain desert where most of your driving is in the river valley so the hills are gentle rolling with mountains to the east and west of the Rio Grande River Valley. Snow is an uncommon experience in the valley and when it happens, seeing it for more than one hour on the road is rare. There is no snow removal equipment in this area. It is suggested to dress in layers, for the sunrise mornings are very cold and, by afternoon, the sun feels quite warm.

Click [here](#) to register or for more info.

Or email:
michael.hanauer@gmail.com

or call:
Development Director:
Friends of the Bosque at
575-835-2448

Click [here](#) for more info on Bosque del Apache.

PLEASE SUPPORT OUR SPONSORS!



PHOTO & VIDEO
Hunt's

Facebook, Google+, Twitter icons

Blog
wbhunt.com/blog

Hunt's Photo specializes in various digital imaging products. We offer competitive everyday pricing and free ground shipping in the lower 48 states.

www.huntsphoto.com

Call for Price Quotes and Specials

800-924-8682

What differentiates Hunt's Photo from our competitors is the personal service we offer and our tireless effort to build long lasting relationships with the customer.

For Camera Club Specials...

Ask for Alan Samiljan, at (781) 462-2383.

His hours are usually 8:30-5:30pm, Monday, Tuesday, Friday & Saturday. Leave a message or send an email

(asamiljan@huntsphoto.com), and he'll get right back to you.

HUNT'S NOVEMBER SPECIALS!

The long awaited **Sony A7R III**, \$3,199 body, and the **Sony FE 24-105mm f/4 G OSS Lens**, \$1,299, can now be pre-ordered!

A7R III Body Product Highlights:

42MP Full-Frame Exmor R BSI CMOS Sensor
BIONZ X Image Processor & Front-End LSI
399-Point AF System & 10 fps Shooting
UHD 4K30p Video with HLG & S-Log3 Gammas
3.69m-Dot Tru-Finder OLED EVF
3.0" 1.44m-Dot Tilting Touchscreen LCD
5-Axis SteadyShot INSIDE Stabilization
ISO 102400 & Pixel Shift Multi Shooting
Built-In Wi-Fi/Bluetooth, Dual SD Slots
USB 3.1 Gen 1 Type-C Port & PC Sync Port

24-105 f/4 Lens Product Highlights:

E-Mount Lens/Full-Frame Format
Aperture Range: f/4 to f/22
4 Aspherical Elements, 3 ED Elements
Nano AR and Fluorine Coatings
Direct Drive Super Sonic Wave AF Motor
Optical SteadyShot Image Stabilization
Internal Focus Design
Focus Hold Button; AF/MF Switch
Dust and Moisture-Resistant Construction
Rounded Nine-Blade Diaphragm

...and something else you may want to know about: Canon has continued their printer rebate program. Now through December 31, 2017 or until supplies run out, we are offering the **Canon Pixma PRO 10 Printer** at \$379.99 before rebate (Canon sells it on their website for \$699.99). If you purchase the printer plus a package of 13x19x50 sheets of Canon Semi-Gloss or Luster paper, \$50, Canon will send you a \$250 mail in rebate! This is a pigment based printer and is always reviewed very well. Your final cost is \$129.99 plus the \$50 paper package after mail in rebate!

Hunt's and Canon are also offering an incredible special on the **Canon Image PROGRAF Pro-1000 17"** Printer. Purchase the printer for \$1,299.99, and receive 10 packs of Canon 17x22" Pro Premium Matte Paper or 10 packs of Canon Premium Fine Art Smooth Paper FREE, a \$1,000 value! You can then send in your \$300 mail-in rebate. Your final cost is \$999.99 for the printer and \$1,000 worth of paper. Supplies definitely limited on this one. Call me now to reserve yours. Rebate expires December 31, 2017!

**It's time again for
Hunt's Photo & Video Annual Show & Sale.**

Normally this is an in-store event and to take advantage of all the specials, especially the "Electronic Device Trade In," you had to physically be in one of our stores. This year Alan has a box full of "Electronic Stuff" that he can trade on your behalf! That means an additional \$15-\$150 off ANY new camera ordered or any newly announced camera pre-ordered and pre-paid! He will also be able to honor ALL of the other "Trade In" discounts, even though you won't physically be here (he can probably come up with items to trade on your behalf).

The Hunt's Photo & Video Annual Show & Sale runs from **Fri. Nov. 3 - Sun. Nov. 5**. As an added convenience for my customers, Alan has arranged for most of the specials to be available **beginning at 9am on Thurs. Nov. 2 and ending on Mon. Nov. 6 at 5pm Eastern**.

Alan's hours on Thursday will be 9am-5pm, Friday 9am-6pm, Saturday 9am-6pm, Sunday 10am-5pm and Monday 9am-5pm. Almost everything in the store is on sale so if you don't see it on our website, call Alan for pricing!

***Specials run through November 30, 2017,
or while supplies last. No rain checks!
UPS Ground shipping is free. No sales tax to NYS.
Contact Alan for any items not listed.**


PLEASE SUPPORT OUR SPONSORS!

www.FrameDestination.com

972-479-1188

**FRAME
DESTINATION**

*Your art's in
the right place.™*



- Wood & Metal Frames
- Mat Board
- Mount Board
- Acrylic & Glass
- Clear Bags for Matted Prints
- Tape/Tissue
- Stretcher Bars & Floater Frames
- Photo Corners



The Phoenix Gallery



*Showcasing the
work of artists and
artisans working
in various media.*

*Call
518.235.2754
for current hours
or appointment.
We're on Facebook!*

*65 Bentley Dr., Troy, NY 12182
Owned and operated by Jim and Marlene Craner*

SPS members can get 5% off all their orders with Frame Destination!

You must be a registered user of the Frame Destination website as a SPS member, then you may use promo code "SPSONLY" when you place an order to receive the discount. (Note: The promo code is not valid with other promo codes, and will not work for non-members.)

To become a registered SPS member on our website follow these steps:

1. Click "Login" in the upper right of section of our site - <https://www.framedestination.com>
2. Click "Create an Account" in the middle of the page.
3. Send an email to info@framedestination.com saying you are a registered user and need your account set for SPS membership.

To see how easy it is to order custom frames on our website you can check out the video "How to Order a Custom Picture Frame..." in our video gallery: framedestination.com/video-gallery.

IT'S GETTING COLD OUT THERE!

Some of us do like snow...but it certainly wreaks havoc on our meetings!

This is just a reminder that, in the event of inclement weather PLEASE check your e-mail and the SPS website before heading out.

In the event of bad weather it is up to the Program Chair to determine if a meeting will be held. Although we hate to cancel or postpone our meetings, your safety is our main concern.

DIGITAL IMAGING SERVICES

by Jim Craner

- Large Format Archival Inkjet Printing
- High Resolution Scanning
- Photoshop and Lightroom Tutoring
- Color Management Consulting
- Print Mounting, Matting and Framing

65 Bentley Drive • Troy, New York 12182
518 235-2754 or 518 526-2253
Email: renarc@aol.com

ABOUT THE SCHENECTADY PHOTOGRAPHIC SOCIETY

by Linda Tommasulo



For more than 85 years, the Schenectady Photographic Society has been the meeting place of photographers of all levels—from beginners to serious amateurs to professionals—with the goal of exploring and sharing their love of photography. Members throughout the Capital Region meet primarily on Wednesday nights to engage in various competitions (print, projected, photo essay and more), enjoy member round-table discussions, guest speaker presentations and hands-on mentoring to further their knowledge, creativity and inspiration. Occasional field trips give us the opportunity to expand our photographic vision; and frequent exhibits in the local area allow us to share that vision.

Unique to the Society are the monthly “assigned topic” competitions, both print and projected, encouraging participants to venture out of their comfort zones. Or enter any image you like in the “general” category. With both critique-only and scored judging, members receive specific commentary and suggestions to take their images to the next level. Don’t wish to compete? That’s OK too. Observing competitions is always an inspirational and learning experience. In addition, SPS is a member of **PSA!** And we regularly participate in inter-club competitions.

The Schenectady Photographic Society is an enthusiastic and energetic group. Our camaraderie is infectious. Check out our calendar on page 19 (season runs from late September to mid-May) and join us! Visitors are always welcomed...especially those who have a passion for photography.

SPS BOARD OF DIRECTORS 2017-2018

President Phil Olivo

president@spsphoto.org

Vice President Linda Tommasulo

vp@spsphoto.org

Treasurer and Director at Large Pat McCormick

treasurer@spsphoto.org

Corresponding Secretary Bob Riccardo

corresponding@spsphoto.org

Recording Secretary Colleen Magai

secretary@spsphoto.org

Newsletter Editor Linda Tommasulo

newsletter@spsphoto.org

Webmaster Sean Sullivan

webmaster@spsphoto.org

Print Group Ray Henrikson & Phil Olivo

printchair@spsphoto.org

Projected Group Sean Sullivan & Brian Sherman

projectedchair@spsphoto.org

Mentoring Chair Dave Bennett

mentoring@spsphoto.org

Photo Essay Dow Smith

photoessay@spsphoto.org

Judge Coordinator Ferdie Bowman

judging@spsphoto.org

Field Trip Coordinator Brian Sherman

fieldtrips@spsphoto.org

PSA Interclub Sean Sullivan

psa@spsphoto.org

COMMUNICATIONS COMMITTEE

communications@spsphoto.org

Dow Smith and Ellen Christiansen

TRAVELING EXHIBIT COORDINATORS

travelingexhibit@spsphoto.org

Bert van Grondelle and Jerry Boehm

REFRESHMENT COORDINATORS

Judy Breslau and John Ogden

Connect with the Schenectady Photographic Society:

Website: **www.spsphoto.org**

Original Facebook Group: **https://www.facebook.com/groups/schenectadyphotographicsociety/**

NEW Facebook Page: **https://www.facebook.com/schenectadyphotographicsociety/**

Instagram: @schenectadyphotographic

THE FOCUS NEEDS YOU! For articles, suggestions, and member profiles (bios/photos).

Contact Linda at **newsletter@spsphoto.org**.

SCHENECTADY PHOTOGRAPHIC SOCIETY 2017-2018 SEASON CALENDAR

Meetings start at 7pm and are held at the First United Methodist Church, 603 State Street, Schenectady, NY.
(Parking and entrances are on Chapel Street, a one-way street off Nott Terrace.)

This schedule is a work in progress and is subject to change!

September, 2017

9/27/17..... Meet & Greet

Speaker: Brian Sherman, "12 Elements of a Merit Image" and image critiquing session with group.

October, 2017

10/4/17.....Print Critique

Assigned Topic: Motion - real or perceived.

10/11/17..... Projected Image Critique

Assigned Topic: Rows of things (inanimate or living things.)

10/18/17..... Mentoring/Speaker Night

Program: Hands-on Post Processing Demos

November, 2017

11/1/17..... Print Competition

Assigned Topic: Architecture (exterior or interior)
Speakers: Dan Steen and Phil Olivo, "Photo Fusion Dance Photography"

11/8/17..... Projected Competition

Assigned Topic: Unusual Perspective (Get low, get high, get funky!)
Speaker: Dow Smith, "Automobile Photography"

11/15/17..... Mentoring/Speaker Night

Speaker: Dow Smith, "Introduction to the SPS Photo Essay Competition"

December, 2017

12/6/17..... Print Competition

Assigned Topic: Piles of Things (not necessarily trash!)
Speaker: Greg Cuda, "Shooting the Midway"

12/13/17..... Projected Competition

Assigned Topic: Glassware (Through it, around it, in it or of it!)
Judging tonight in the main room for all to see!

12/20/17..... NO MEETING

January, 2018

1/3/18..... Print Competition

Assigned Topic: Automobiles (Whole cars or just it's parts.)
Speaker: Lawrence White, "Mastering the Midtones"

1/10/18..... Projected Competition

Assigned Topic: Ha-Ha (I don't care who you are, that's funny!)
Roundtable: Your Questions Answered

1/17/18..... Mentoring/Speaker Night

Speaker: Howard Arndt, "The Bald Eagle, our National Bird"

February, 2018

2/7/18 Print Competition

Assigned Topic: Sports (Be it professional, amateur or youth.)

Speaker: Doug Mitchell, "Principles and Practices of Model Photography"

2/14/18..... Projected Competition

Assigned Topic: View in a Mirror (Show the world as the mirror sees it.)

Speaker: Linda Tommasulo, "Chihuly at the NYBG"

2/21/18..... Mentoring/Speaker Night

Speaker: Sean Sullivan, "What's in your Bag?"

March, 2018

3/7/18..... Print Competition

Assigned Topic: Strange Signs (The stranger the better.)

Speaker: Robert Dungan, "Sports Photography"

3/14/18..... Projected Competition

Assigned Topic: Kitchen Close-Ups (Get those forks and spoons out!)

Roundtable: Member Travelogues

3/21/18..... Photo Essay Competition

Print, Book and Projected

April, 2018

4/4/18..... Print Competition

Assigned Topic: Water (Running or still...lots or little.)

Speaker: Miriam Romais, "HERsteading"

4/11/18..... Projected Competition

Assigned Topic: Long Exposure (Good time to practice night shooting.)

Speaker: To Be Announced

4/18/18..... Luba Ricket Creativity Competition

May, 2018

5/2/18..... Print of the Year

Speaker: Linda Eastman, "Using Texture Art in Post Processing"

5/9/18..... Projected Image of the Year

Speaker: To Be Announced

June, 2018

6/6/18..... Awards Banquet

Need some inspiration? Check out last season's submissions: **Print** and **Projected**.

Inspired? Click **HERE** to submit your Projected images.