

FOCUS

SCHENECTADY PHOTOGRAPHIC SOCIETY NEWS

Volume 83

January

Number 4

Deep Trance Art

page 2

***SPS member
exhibit***

Page 3

Photo Essay

page 3

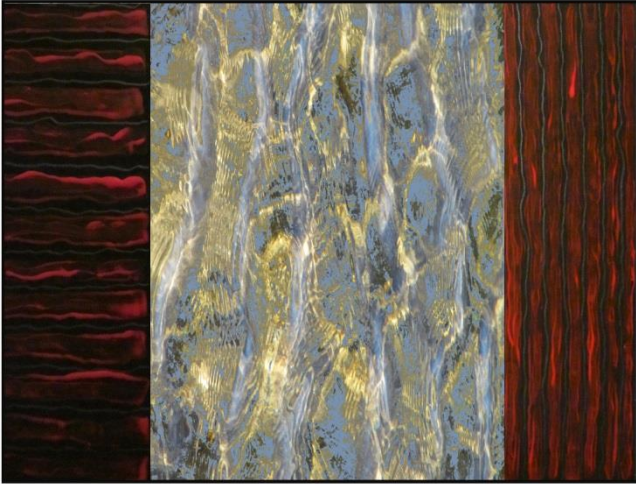
Color as an Image

page 4

Deep Trance Art

By George Guarino.....Creator of Deep Trance Art, digital collage triptychs

Educated in art at SUNY New Paltz and SUNY Albany. Graduated in 1981 with a concentration in fine art photography from SUNY Albany. Went on to produce television programming which supported the capital region music scene, Real George's Backroom TV and publish a music magazine, BUZZ which also helped support local alternative music from 1985-1995.




I've been an artist all my life but it took 50 years to come to discover what it is that I needed to create. The format of my work is based on a model of the mind that was presented to me at a hypnosis training in 2011. The instructor divided the space into three areas representing the conscious, subconscious and unconscious portions of the mind. I immediately accepted this as the format for my artwork; the triptych.

I began using pastels, then collage, then digital collage.

I approach creating my work by first collecting images with a

camera. I'm constantly shooting snapshots that I can later use in my triptychs. I am particularly drawn to shooting objects in such a way that they are abstracted. Their true identity is less important than what the viewer self-creates upon viewing the whole piece. In fact this is all a metaphor for the hypnosis process which begins by trying to figure 'it' out and only becomes successful when the participant simply accepts what is presented as a whole unto itself. Each whole can then be accepted as a symbol that can be used to attach an emotion that serves the viewer as they remember the experience on a deeper level.



The works that I will be discussing are made with photographic images manipulated in a very basic computer program commonly available to anyone. The process is far less important than the results. I am very interested in the relationship between the three sections of the triptych and most importantly the relationship between the whole triptych and the viewer.

I look forward to presenting images that cause discussion, that are curious and interesting.

George Guarino 2014

www.deeprtranceart.com

gguarino.tumblr.com



Medium Format Stereo Photography

With Dennis O'Leary

Dennis O'Leary has been exploring medium format film stereo photography for over a decade. The type of photo equipment that he uses has allowed him to explore both static macro-worlds and dynamic action environments. Accompanying his translation of our world into portable hyper-3D macrocosms will be the instruments that are used to create his visual "music".

SPS Members Images on Exhibit

SPS member Bob Riccardo and Carol Donato of Altamont, NY will have their show "Dirt Track Racing at Fonda Speedway" on display at the months of December & January Guilderland Library for the month of February.



Photo Essay February 26th, 2014

Place: University at Albany, Science Library Room 02

Now for those who came to the first gathering with Katherine Van Acker in October, it shouldn't be so difficult to find our way this time. In the first meeting, Katherine spoke concerning the various types of story telling, handing us the assignment to choose a story that is dear to us and begin shooting.

This second meeting will be the opportunity to share 8 to 10 images that we have gathered that tell our chosen story. So please come prepared. This is a tremendous opportunity to get feed back from a pro and feel inspired.

Connie am willing to meet with any one who is working on a photo essay before our regular meeting jan 29 or February 5 at 6:30 at the church. Bring your ideas, photos and questions. I will have my lap top (a Mac) with me. You must let me know if you would like to do this before hand. This will be an opportunity to touch base before we present our work to Katherine. Please speak to me at the club, call or email me with what would work for you and I will do my best at sorting out a date and place. I apologize for not getting a list of those that came to the first meeting which would have made this interim meeting much easier to arrange.


Connie Frisbee Houde
518-465-0582
globalphotographer@me.com

Color as an Image and Graphic

By Ken Deitcher

Create interesting images with color and polarizing filters. My interest was piqued by Jeff Perkins article in the Jan FOCUS.

I have used polarizing filters to get interesting color images and stress patterns in plastic transparent objects such as the wrappers on cigarettes, gum, store purchases, acrylic utensils, plastic wrap on computer electronics, scotch tape and many other objects made of plastic.



Scotch Tape Roll

©Ken Deitcher

camera to get maximum color effects.

I set my camera on auto and keep camera on a tripod for stability.

On rotating the on camera polarizing filter I observe the stress patterns in the plastic which gives interesting color patterns and designs. When these images are placed in Photoshop the intensity and contrasts of color can be augmented to your liking.

I have enclosed several examples of this use. Experiment and find your own.



Transparent wrap around cigarettes

©Ken Deitcher

In order to photograph these objects you need a polarizer on your lens and a sheet of polarizing material behind your subject. Sheets of polarizing material can be obtained from Edmund Scientific, ets.

www.bhphotovideo.com/.../Rosco_101073001720_Polarizing_7300_Fil-

<http://www.polarizingsheet.com/linearpolarizingsheet.php>

As a light source I use a large lightbox on which I put my subject on the sheet of polarizing material.

I focus on the subject while rotating the polarizer on my



Transparent Wrap Around Chewing Gum

©Ken Deitcher

Best of 2013 Exhibit

At the Photography Center in Troy

Exhibit runs 1/31/2014 to 3/9/2014



Viewer above is studying SPS member Linda Tommasulo's "Tulip Festival"



Reception last night at the Photocenter of Best of 2013

SPS members in the exhibit: Connie Frisbee Houde, Joe Marcuccio, Harvey Gurien, Ray Henrickson, Diane Reiner, Robert Coppola, John Berninger, Burt Klinger, Katherine Wardle, Linda Tommasulo, Luba Ricket.

A Bit of Humor

When Jack London had his portrait made by the noted San Francisco photographer Arnold Genthe, London began the encounter with effusive praise for the photographic art of his friend and fellow bohemian, Genthe. "you must have a wonderful camera...It must be the best camera in the world...You must show me your camera." Genthe then used his standard studio camera to make what has since become a classic picture of Jack London. When the sitting was finished, Genthe could not contain himself: "I have read your books, Jack, and I think they are important works of art. You must have a wonderful typewriter." - [Anonymous](#)

See the Winners



Left: *No Place To Be*
By Dave Bennett
3rd Place Print-Assigned
Canon 25mm
f/6.3 1/5 sec ISO 2500 night time photo, no flash
NYC, As difficult as it would be to live on street, imagine having to in a wheelchair.

Right: *Upwardly Mobile*
By Linda Tommasulo
1st Place Projected-General
Canon 5D, 24-70 lens at 70mm, ISO 250, 1/100 at f 3.2
Minimal "tweaking" in Lightroom/Photo shop
Adirondack Balloon Festival



Left: *Artfert Cathedral*
By Phil Olivo
2nd Place Projected - General
Fuji XE-1 18-55mm
1/500, F8, ISO400
County Kerry, Ireland
Minor adjustments in Lightroom and converted to black & white in Nik Silver Efex Pro

Right: *Mrs. Magilla*
by Dave Bennett
3rd Place Print - Monochrome
Canon 300mm
f/4 at 1/100 sec ISO 500
Bronx Zoo, silver back gorillas. To create a connection while photographing animals I often hold until I have eye contact.





Above: *Urban Decay*

By Ron Ginsburg

1st Place Print – Assigned

Canon 5D Mark III EF24-70mm f/2.8L II USM

Hand Held f/5.6 1/320 ISO: 640

Downtown Schenectady



Above: *Doll and A-Doodle*

By Luba Ricket

3rd Place Projected - Assigned

Set up against a black backdrop with window light and a desk lamp

Right: *Feeling The Music*

By Barb Lawton

2nd Place Print -

Monochrome

Panasonic Lumix DMC-FZ200

1/500 f2.8 ISO 200


**Outdoor Cafe in
Downtown Saratoga**

**Used NIK Silver Effects
to convert image to
B&W. Did a lot of
cropping and vignetting
in Photoshop CC and
Camera Raw**






Above: His Only Friend By Barb Lawton
 2nd Place Print - Assigned
 Panasonic Lumix DMC-FX200
 1/100 sec. f/4 ISO 100
 NIK Silver Effects and some lightening of shadows in Photoshop CC



Above: Juxtapositions
 By Linda Tommasulo
 Canon 5D, 24-70 lens at 70mm, ISO 200,
 1/125 at f 4.0
 Adjusted file in Lightroom and Photoshop, converted to grayscale and added frame with OnOne Software



Above: Doors By Ron Ginsburg
 Canon 5D Mark III
 EF24-70mm f/2.8L II USM
 Hand Held f/2.8 1/640 ISO: 640
 Downtown Schenectady



Above: "2730"
 By Kim Koza

Vitamins, Minerals & Herbal medications.

Best quality for your health
with Da Vinci Labs through

Dr. Jeff Perkins

www.albanypreventdoc.com

Fragomeni

Insurance

584-4200

Home Auto Life Business

PHOTO & VIDEO Hunt's

EST.
1889



Call
800-924-8682
Ext. 2332
ask for
Gary Farber

FOR OUR VERY LATEST

HOT SPECIALS

Visit our website at
huntsphotoandvideo.com
and sign-up to receive Hunt's eMail Specials

5 REASONS TO BUY FROM HUNT'S

1. COMPETITIVE PRICING
2. PERSONALIZED SERVICE
3. FAST SHIPPING
4. WE SHIP TO YOUR DESTINATION
5. SAME DAY SHIPPING UNTIL 3PM ET



For all your real estate needs!

**COLDWELL
BANKER**

PRIME PROPERTIES

(518) 649-2507 CELL
(518) 640-4374 OFFICE
dennis.evans@coldwellbankerprime.com
1760 Union Street
Niskayuna, NY 12309

Dennis Evans &
Kim Koza

kim.koza@coldwellbankerprime.com
518.810.6200

Each Office Is Independently Owned And Operated.



MLS

Digital Imaging Services by Jim Craner

- Large Format Archival Inkjet Printing
- High Resolution Scanning
- Photoshop and Lightroom Tutoring
- Color Management Consulting
- Print Mounting, Matting and Framing

65 Bentley Drive, Troy New York 12182
518-235-2754 or 518-526-2253
www.paws-photo.com

Innerwood Gallery Picture Framing by Gayle Bennett

*"Where your treasured art is
creatively enhanced and
carefully protected for your
enjoyment for years to come."*

399-8504
1021 Saratoga Rd./ Rte. 50
Ballston Lake, NY 12019
innerframer@yahoo.com
www.innerwoodgallery.com

Wall Art
COLLECTION

Decorate your walls with our custom canvas gallery wraps.

Variety of styles & options!




canvas wraps

A great gift!

McGreevy
PROLAB
& ProPress

www.mcgreevyprolab.com
518-426-1039

starting at
\$45.00



KELLER WILLIAMS
REALTY
SARATOGA SPRINGS

Kathleen Callinan
Licensed Real Estate Salesperson

Bus: (518) 871-9417

Cell: (518) 258-8578

Fax: (518) 584-9959

Email: kcallinan@kw.com

38 High Rock Ave. • Saratoga Springs NY 12866

Each Keller Williams Realty Office is Independently Owned and Operated

SPS Calendar

Date	Speaker	Title
02/05/2014	TBD	TBD
02/12/201	George Guarino	"Mind Model Digital Collage-Deep Trance Art"
02/19/2014	Dennis O'leary	"Medium Format Stereo Photogagraphy"
02/26/2014	Katherine Van Acker	"Photo Essay Update"

February Competitions

February 5th

Print – Guilty Pleasures

What's Yours?

February 12th

Projected Image – Text

Include the written word or words
as an expression of your art



**Schenectady Photographic
Society
Is a proud
Member of
The Photographic Society of
America**



<http://www.psa-photo.org/>

SchenectadyPhotographicSociety.com

© Schenectady Photographic Society and its contributors. The contents of the newsletter are copyrighted. No material herein may be reproduced in any manner without the written permission of the Editor or the material's specific contributor. The Focus is published ten times a year by the Schenectady Photographic Society. The organization meets each Wednesday at 7:30 p.m. from October through May to promote and present informative programs, activities and competitions in the photographic arts for photographers throughout the Capital District. Members range from novice to expert. Annual dues are \$40.00 for individuals and families. The Focus newsletter is included in the membership dues. SPS meets at the First United Methodist Church, 603 State Street, Schenectady, New York. Parking and entrances are on Chapel Street, a one way street off Nott Terrace. Guests are welcome at all regular meetings. If you change your email or mailing address, let Bob Riccardo know at briccardo@verizon.net



2013-2014 Board of Directors

President

Bob Gough

rcgough@gmail.com

Vice President

Connie Frisbee Houde

globalphotographer@me.com

Treasurer

Pat McCormick

patrickmccormick_59@verizon.net

Recording Secretary

Dale Winsor

dale8hope@yahoo.com

Corresponding Secretary

Bob Riccardo

767-2193

Directors at Large

Frank Bumbardatore

A2EEOS@aol.com

Kim Koza

kkoza@silhouetteimages.com

Newsletter Editor

Julie Palyswiat

julie.palyswiat@verizon.net

Webmaster

Bob Gough

rcgough@gmail.com

Annual Report Editor

Sean Sullivan

annualreport@schenectadyphotographicsociety.com

Print Chairs

Ron Ginsburg

printchair@schenectadyphotographicsociety.com

Sean Sullivan

printchair@schenectadyphotographicsociety.com

Projected Imaging Chair

Soumita Sarkar

soumitas@gmail.com

Assistant

Bob Gough

rcgough@gmail.com

Photo Essay Chair

Connie Frisbee Houde

globalphotographer@me.com

Smart Phone Competition

Jeff Perkins

perkster46@yahoo.com

Mentoring Chair

Dave Bennett

Studio_50@ymail.com

Membership Chair

Cynthia Placek

cynthiaplacek@gmail.com

Publicity

Kim Koza

kkoza@silhouetteimages.com

Refreshment Coordinators

Judy Breslau

jbreslau@courts.state.ny.us

John Ogden

johnogden@verizon.net

Inter-Club Coordinator

Phil Olivo

polivo@nycap.rr.com