

FOCUS

SCHENECTADY PHOTOGRAPHIC SOCIETY NEWS

Volume 79

October 2009

Number 2

Linda J Ford to speak on Wildflowers of Mexico's Copper Canyon Region on October 21

Have you ever been to a region of the world and you are looking to get more information on that region, but there is no info or book on what you are looking for. This is exactly what our October 21st speaker ran into, which inspired Linda Ford to do her own book.

Linda first visited the Copper Canyon region with her husband Phil in the Fall of 2004. She was immediately enthralled by the abundance of wildflowers during her autumn visit. She wanted to know more. Upon further investigation, she found that although there were books about the area's birds and trees and wildlife, there was no guide for the wildflowers of the region. Linda, a Master Gardener in her home state of New York, decided that it was time to make one!

Mexico's Copper Canyon region is a vast area of land primarily located in the state of Chihuahua. The Copper Canyon region covers a large part of southwestern Chihuahua and also extends into the states of Durango, Sinaloa and Sonora. It is best to think of Copper Canyon as a complex labyrinth of inhabited canyons and valleys. In total, the network of canyons covers five times more land area than the USA's Grand Canyon. It is truly a sight to experience.

Linda returned to the Copper Canyon region in the fall of 2005 to start the project. Hosted by the generous and ever-encouraging Doug "Diego" Rhodes at the Hotel Paraiso del Oso in Cerocahui, Chihuahua, Linda set out on her mission. The first autumn was a great success as Linda found and documented over 40 wildflowers in the area. Then Linda returned to the region again in 2006 and 2007 and was joined by Ryan J. Hawkins, who assisted her as a field technician, found trails to explore, and navigated the rural roadways of Mexico. The total number of wildflowers that were documented and photographed was 140.

During her time in the canyons, she utilized the expertise of local guides to further her experience and also to learn some of the local names of the plants.



The research had been compiled, and it was time to start on the book. Since her return from Mexico, Linda has persistently worked on the book. She has worked with Daniel Atha, botanist from the New York Botanical Garden, to identify the plants she documented.

Linda is thrilled that her dream is coming to fruition, as this has been her main post-retirement focus. Ms. Ford is excited to be able to share the beauty and splendor of this spectacular region of the world through the publication of this book and to raise awareness of this natural resource and encourage the preservation of the wildflowers.

[Continued on page 3]

Schenectady Photographic Society Focus

From the Editor's desk...



Getting out of the comfort zone

Sometimes we find ourselves in a groove, doing the same things over and over again. When that happens, your work stagnates and it ceases to excite you. How do you break out of this rut? Try something different, for a change – try something you would never, otherwise do. Yes, you know it will not work, but you are not trying to get a great image today. Today you are out to have fun, to go crazy! One idea is to keep your zoom lens on 50mm and take shots by, heaven forbid, moving around! This gets you to focus less on equipment and more on what you are really trying to capture. A few years ago I attended a workshop by Ernestine Ruben. She made us do a number of exercises to get us out of our respective comfort zones and create images of a kind we'd never tried before. She gave us an entire checklist of things to try. A couple of ideas I remember (since I found them especially "painful"): shoot between your legs; shoot without looking through the viewfinder; shoot while swiveling around. Robert Glenn Ketchum told me of an occasion when he was teaching a workshop at Santa Fe and all his students were getting the usual kind of Santa Fe images and feeling quite self-contented. So he took the class to a freeway median and forced them to shoot the entire half-day there without getting off the median AND to use ALL the lenses they'd been lugging around in their bags before he'd let them go!

In art, as in science, experimentation is everything, it is the *raison d'etre*. When we get so comfortable that we stop experimenting, our work starts getting stale. The difference is that while scientific creativity is bound by the laws of nature, artistic creativity is bound only by our imagination; photography is somewhere in between, since the physical devices we use are limited by optics and electronics (or chemistry for those of us still practicing that craft!)

So try something wild today... and let us know on the blog how it works out!
- Sukumar

Visit the new SPS member album on Flickr

All members are invited to join the Schenectady Photographic Society group on Flickr. To visit this group, click on or type this link into your web browser:

http://www.flickr.com/groups/schenectadyphotographic_society/


This group is for members of the Schenectady Photographic Society to post images of SPS social events and field trips. While membership is open by invitation only to all SPS members (if you have or open a Flickr account), images posted here can be viewed by anyone; so you can share your images with your friends and family.



Frank Bumbaratore
Plumbing
(518) 372-5038
(518) 852-2170
Licensed & Insured

Visit the new FOCUS blog

Did you know that you can now read the FOCUS — in full color — as soon as it is published, to read online or print it out yourself? All copies are archived on our website; so you always have access to them with a computer. Follow links from the electronic copy to further resources on the web. Furthermore, on the FOCUS blog at <http://schenectadyphotographicsociety.blogspot.com/> you can discuss the articles, read and post feedback, comments, suggestions, contribute your own ideas or discuss those of others (all comments are moderated). We hope these new features will enrich the FOCUS and enhance your reading and browsing experience.

You don't even have to wait to get your PDF copy! There are several ways you can follow the articles and comments as they are posted to the FOCUS blog. See the phrase "Subscribe To" at the top right of the blog, followed by the  icon? Click on this icon to subscribe to posts and/or comments in your favorite feed reader or bookmark client. Or click on "Followers" to add yourself to the list of followers of this blog. It is that simple. Get started today!

Mail Order Hours: Mon-Thurs 8AM-7PM
Fri & Sat 8AM-4:30PM



h Hunt's Est. 1889
Photo & Video
 100 Main Street - Melrose, MA 02176 781-662-8822 FAX 781-662-6524
The Pro's Source!

Make Hunt's Your Source for 1,000's Of Different Films, From Slide Film, Print Film, Black & White Film, & Infrared Film, All From Leading Manufacturers! - We Carry Over 100,000 Different Items, Making Us One Of The Largest Photographic Warehouses in The Country! - Hunt's Can Satisfy All Of Your Needs For Photographic Equipment, Video & Digital Needs! - No Item Too Large or Too Small!
 For Camera Club Incentives & Specials:
CALL: 800-924-8682


Fragomeni
Insurance

584-4200

Home Auto Life Business

RESTORATIONS

MOTOPHOTO
 The best place for pictures... guaranteed!!




Trust your prescription to a drugstore, trust your memories to MotoPhoto

Motophoto / Latham
 Corner of Rt. 9 & Rt. 155
 671 New Loudon Rd.
 Latham NY 12110

The Best Place For Pictures... Guaranteed!!

- Free Index Print With every Roll
- Slide Processing
- Black & White Processing
- Enlargements
- Digital Film Processing

Photos on CD



Wildflowers of Mexico's Copper Canyon
[Continued from page 1]

She is providing an easy-to-use, comprehensive wildflower field guide for all to enjoy during their visits to Copper Canyon.

Linda has generously chosen to dedicate the proceeds from the sale of the book to the Rota-Scholars program in the Copper Canyon region. The purpose of the Rota-Scholars program is to provide educational opportunities to the youth of the region, with particular focus on the educational opportunities of the indigenous Raramuri (Tarahumara) and mestizo girls. Linda will have copies of book and note cards available for purchase October 21st, speaker night at Schenectady Photographic Society. Please mark your calendars for what should be a wonderful presentation.

— Linda J Ford

Schenectady Photographic Society is a member of the Photographic Society of America



Schenectady Photographic Society Focus

Welcome to Competition Nights 2009-2010

I hope everyone has been busy this summer, photographically that is. For those of you who don't know me, my name is Sean Sullivan. I am, along with Doug Mitchell, the 2009-2010 Print Group Co-Chair. We hope that between the two of us the upcoming season will be a fun and exciting one. Doug and I want to give Bob Near and Bob Warner a big thank you for the job they did last year as the group co-chairs.

Along with new co-chairs, there are some important changes to Print Night competition rules for the upcoming season. The new rules have been discussed in detail and we feel that they should make the competitions fairer for all who enter, and to run a little smoother. One of the biggest changes pertains to the number of prints that may be entered in each category.

Members will be limited to entering one print per category on Print Night for up to a total of 3 submissions. This is to help limit the number of entries the judges need to review, as well as allow more time for comments and critiques during the presentation. It hopefully will push the members to be more critical of your own work and submit your best work. This should also help open up more chances for other members to have a print receive a place or honorable mention. In addition, there is no longer any requirement to enter the Monochrome category. For projected nights, the limits are two slides and/or two digital images.

There is a small change to the Print of the Year competition as well. The number of entries for Print of the Year will be limited to two prints, and only one per category. This to help limit the total number of prints and shorten the long night of presentation.

Also this year we will be strictly enforcing the rules pertaining to who can enter the competitions. Remember, to enter the competitions, you **MUST** have your dues paid by the night of the competition or your entry will be disqualified.

We will be discussing these changes at our first Print Night on October 7th. Also, on the agenda for the 7th will be our 2008-2009 Print of the Year winners. Bob Near and David Jeffery will be bringing in their winning prints to talk about the creative process behind them and answer any questions.

As a reminder, the October Print Assigned Topic is "Interior". So get out those architectural shots and Doug and I will see you on the 7th of October. The projected topic on October 14th is "Summer".

Fall Field Trip to Milbrook Winery

– Julie Palyswiat

Fall is the perfect time of the year to enjoy and photographing fruits of the harvest. Our first field trip of the year has been scheduled for Saturday, October 3rd to beautiful Milbrook Winery. This New York winery has been called "the Hudson Valley's flagship winery" by The New York Times and is a gorgeous place to do some fall photography.

For this trip, we will need to arrange some car pooling and I will be looking for volunteer drivers. Millbrook is about an hour and a half south of Albany on the Taconic State Parkway. The area is surrounded by smaller vineyards, rolling hills, and lots of rural beauty.

The plan is to arrive at the vineyard about noon. There is a small picnic area where we can have a packed lunch, which needs to be brought from home. On previous visits, I have purchased a bottle of wine in their gift shop and enjoyed it with some cheese, fruit and crackers. Following lunch, we can stroll around and photograph the area until 2 pm. That is when our group is scheduled for a tour and wine tasting. You will be able to keep your souvenir glass so be prepared to transport it home safely. The cost of the tour and tasting is \$7.50 per person. I will be collecting the money at our meetings and then paying the vineyard with one check per their request.

Following the tour and tasting we will be free to roam the grounds and photograph to our hearts content. We will be there at a time when we will be able to photograph ripe fruit on the vine, harvesting and pressing of the grapes until they close at 6pm.

There is no limit to how many we have in our group, so I really do hope to see many of you there.

Digital Imaging Services by Jim Craner

- Large Format Inkjet Printing
- High Resolution Scanning
- Photoshop and Lightroom Tutoring
- Color Management Consulting
- Print Mounting, Matting and Framing

65 Bentley Drive, Troy, New York 12182
518.235.2754 or 518.526.2253

Member News... Congratulations!



[Announcing the Winners of the Double Exposure Challenge: Animals & Wildlife Competition: 1st Place: Kenneth Deitcher](#)

See Ken's Cover Story in Double Exposure: [The Artistic Eye of Kenneth Deitcher: Interview by The Editors of Double Exposure.](#)

Sue Gersten won second place in the fine arts exhibition at the Altamont Fair



Vitamins, Minerals & Herbal medications.
Best quality for your health with Da Vinci Labs through Dr. Jeff Perkins
www.albanypreventdoc.com

Ken Deitcher will introduce Topaz Adjust on Mentoring night



Ken will discuss the relatively new software plug-in for Photoshop users on October 28. This unique program will emulate HDR with a single image.

Several programs by this company help reducing noise and can help you create realistic looking art similar to watercolors and pastels at the click of your mouse.

Ken will bring before and after examples of this powerful program.

— Ken Deitcher M.D.



Standing (L to R): Bob Gough (*Projected Image & Webmaster*), Ray Henrikson (*Director-at-Large*), Pat McCormick (*Treasurer*), N. Sukumar (*FOCUS Editor & Fine Arts*), Jim Craner (*PhotoEssay*), Sean Sullivan (*Print*), Jeff Perkins (*Mentoring*), Frank Bumbardatore (*Mentoring*).

Seated on chairs (L to R): Doug Mitchell (*Print*), Kevin Sarsfield (*Director-at-Large*), Julie Palyswiat (*Projected Image*), Ruby Gold (*Annual Report Editor*), Cynthia Placek (*Membership & Publicity*), Judy Breslau (*Refreshment Coordinator*), Linda Wroble (*Vice-President*).

Kneeling at right: John Ogden (*Refreshment Coordinator*).

Seated on floor (L to R): Robert Near (*Vice President & Speaker Coordinator*), Bob Riccardo (*Corresponding Secretary*), Connie Frisbee Houde (*President & PhotoEssay*).

Schenectady Photographic Society Focus



2009-2010 Board of Directors

President

Connie F. Houde lilyconnie@verizon.net

Vice President

Linda Wroble 372-0091
Robert Near rjnear@rjnphoto.com

Treasurer

Pat McCormick suemcc_2000@yahoo.com

Recording Secretary

Dale Winsor dalehope8@yahoo.com

Corresponding Secretary

Bob Riccardo 767-2193

Directors at Large

Ray Henrikson rhenriks@nycap.rr.com
Kevin Sarsfield KSarsfie@nycap.rr.com

Speaker Coordinator

Robert Near rjnear@rjnphoto.com

Newsletter Editor

N. Sukumar
editor@schenectadyphotographicsociety.com

Annual Report Editor

Ruby Gold rubygold@verizon.net

Print Co-Chairs

Sean Sullivan sps@spsphotography.com
Doug Mitchell dougmitchellphotos@nycap.rr.com

Assistants

Adrian Kivort 399-2950
Bob Warner 377-3831

Projected Imaging Co-Chairs

Julie Palyswiat
slide@schenectadyphotographicsociety.com
Bob Gough
webmaster@schenectadyphotographicsociety.com

PhotoEssay Co-Chairs

Connie Frisbee Houde lilyconnie@verizon.net
Jim Craner renarc@aol.com

Mentoring Co-Chairs

Jeff Perkins perkster46@yahoo.com
Frank Bumbardatore A2EEOS@aol.com

Fine Arts Chair

N. Sukumar
editor@schenectadyphotographicsociety.com

Membership Co-Chairs

Luba Ricket lubashot@aol.com
Cynthia Placek cynthiaplacek@gmail.com

Publicity

Cynthia Placek cynthiaplacek@gmail.com

Grab Bag Coordinator

Howie Johannessen chj@capital.net

Web Master

Bob Gough
webmaster@schenectadyphotographicsociety.com

Refreshment Coordinators

Judy Breslau jbreslau@courts.state.ny.us
John Ogden jogden@capital.net

Church Coordinator

Don Krauter 399-1869

Schenectady Photographic Society

Bob Riccardo
108 Maple Ave.
Selkirk, NY 12158

Web Address:

www.schenectadyphotographicsociety.com

Blog: schenectadyphotographicsociety.blogspot.com

Member photo album:

www.flickr.com/groups/schenectadyphotographicsociety

©Schenectady Photographic Society and its contributors. The contents of the newsletter are copyrighted. No material herein may be reproduced in any manner without the written permission of the Editor or the material's specific contributor.

October Calendar

Saturday, October 3 – Field Trip to Milbrook Winery

Wednesday, October 7 – Print group:

Assigned topic: **Interior**

Interesting interior of building

Wednesday, October 14 – Projected Image group:

Assigned topic: **Summer**

The beauties or typical activities of summer

(for digitally projected images AND slides)

Wednesday, October 21 * Speaker: Linda J. Ford

A Field Guide to the Wildflowers of Mexico's Copper Canyon

*Board meeting at 6:30 p.m.

Wednesday, October 28: Mentoring with Ken Deitcher

The *Focus* is published nine times a year by the Schenectady Photographic Society. The organization meets each Wednesday at 7:30 p.m. from October through May to promote and present informative programs, activities and competitions in the photographic arts for photographers throughout the Capital District. Members range from novice to expert. Annual dues are \$40.00 for individuals and families. The *Focus* newsletter is included in the membership dues. SPS meets at the First United Methodist Church, 603 State Street, Schenectady, New York. Parking and entrances are on Chapel Street, a one way street off Nott Terrace. Guests are welcome at all regular meetings. **If you change your email or mailing address, let Bob Riccardo know at briccardo@verizon.net**