

FOCUS

SCHENECTADY PHOTOGRAPHIC SOCIETY NEWS

Volume 77

May 2008

Number 8

Final Print Night Meeting of the Year

Robert Near

With spring weather finally here the last meeting of this year's SPS Print group is upon us. For the final meeting we have a special quest, Clyde Butcher, The Ansel Adams of the Everglades. OK, before you really get excited, he will not be there in person. We will be presenting an interview with Clyde by Michael Reichmann from one of Luminous Landscapes video journals. Michael interviews Clyde in his Everglades gallery, shooting together in Clyde's backyard swamp. Clyde is a traditional large format film shooter and the interview features Clyde in the traditional wet darkroom along with his unique way of using Photoshop as he makes his way into the digital darkroom.

Along with the DVD presentation, I would like to take some time at the end of the presentation to open the floor and get ideas on what the members would like to see at the

print night meetings next year. This will be the perfect time to let us know what works or doesn't work, or what type speakers/programs you would like to see for upcoming years. So bring your ideas and thoughts to throw out there and I will jot them down for next year's print chair.

Print of the year competition

May's meeting will be the print of the year competition. You can enter two prints in the monochrome category and two prints in the color category. All prints entered into print of the year competition are limited to prints that have been entered between October 07 and April 08. They must be as entered originally with entry card on back. Print of the year will be judged by a panel of judges and in the past

Please see Near page 2

Travelogue - Brown Bear Photography in Alaska

Jim Craner

The allure of Alaska is profound; to be there is to feel as though you are on the edge of a frontier, and in fact you are. The average population density in Alaska is 1 person/square mile, in New York it is 400. The combined population of Alaska's main population centers is only 1/4 that of the entire Albany metropolitan area. Only a tiny fraction of the state can be traversed by roads, the rest is accessible only by air or water. Alaska has more licensed airplane and boat pilots per capita than anywhere else in the United States. The economy of Alaska is driven by oil

production, fishing, and tourism; and these three sometimes unholy bedfellows make for some spirited conversation whenever Alaskans gather. Indeed the spirit of adventure and rugged individualism is alive

Please see Craner page 2

*Mom and Cub
Photo © Jim Craner*



Near

continued from page 1

the winning print may end up being a print that did not place or place that high during the year. So go through that stack of prints from this year and pick your print of the year. For me, I am hoping for a panel of judges that are into over sharpened prints.

Best of luck to all members and see you at the May 7th print night meeting, Rob.

Craner

continued from page 1

and well in our 49th State. Alaska is certainly one of the last frontiers.

For wildlife, landscape, and adventure photographers, Alaska is like a holy place; a pilgrimage to be endured and enjoyed at least once in a lifetime. In reality, with reasonable planning, and an experienced trip leader, a photographic journey to Alaska can be an affordable and thoroughly enjoyable experience. There is of course Denali, and the North Slope – home to the Artic National Wildlife Refuge; but there are scores of less well known areas as well. Two of these are my favorites. The first of these is the Kenai Peninsula – home to glaciers, old Russian fishing villages, the famed “Eagle Lady of Homer”, Jean Keene. The other is the Katmai National Wildlife Refuge, and its epicenter Brooks Camp.

On Wednesday, May 14, it will be my pleasure to present a travelogue about bear photography in the Katmai NWR at Brooks Camp. I have returned to Brooks several times over the years, always in the company of good friends and colleagues, and always with a renewed sense of anticipation. It is a place that has two distinct and relatively short seasons. It is a habitat dominated by one of the largest predators in North America – Ursus Arctos – the Brown Bear or Grizzly Bear.

My goals for the evening are threefold – to leave you with a good visual idea of how a trip to Alaska unfolds, provide an intimate look at some of the bears of Brooks Camp, and make you want to travel to Alaska and experience it for yourself.

Year End competition instruction for traditional slides

The rules for those who entered traditional slide competition during this year are: you may enter three slides in the year end competition. The slides may have been shown in the general or the assigned categories but **must** have been shown from October 07 to April 08. It doesn't matter if they placed or not - different judges have different criteria. If you like it - enter it.

Year End competition instructions for digital image projection group


The 2007-2008 Digital Projected Image of the Year Competition will be open through a link on the Competitions page of the SPS web site from April 10 to May 11. **No new images** will be accepted; only images that have been shown between October 07 and April 08. When the link is accessed, a list of all eligible digital images from the past year will be displayed. Click the camera icon next to any image to display or inspect the image; use the back button on your browser to return to the Projected Image of the Year page. When you have decided on your selections, check the box in the last column next to any image you want to submit for the year-end competition, making sure to select **NO MORE THAN 3** boxes. Scroll down to the bottom of the page and click the Submit button. You will then get a message thanking you for your submission and listing the images you selected. That's it; Good luck!

Note that this refers **ONLY** to the Digital Projection images; slides should be brought in on the competition night and submitted to the Projected Image Chair/Assistant.

RESTORATIONS

MOTOPHOTO

The best place for pictures...guaranteed!!™



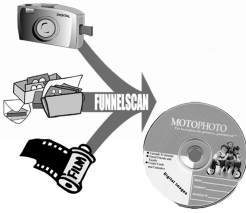
Trust your prescription to a drugstore, trust your memories to MotoPhoto

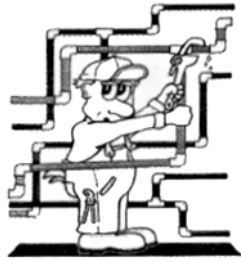
Motophoto / Latham
Corner of Rt. 9 & Rt. 155
671 New Loudon Rd.
Latham NY 12110

The Best Place For Pictures... Guaranteed!!

- ➔ Free Index Print With every Roll
- ➔ Slide Processing
- ➔ Black & White Processing
- ➔ Enlargements
- ➔ Digital Film Processing

Photos On CD





Frank Bumbardatore

Plumbing & Heating
(518) 372-5038

Licensed & Insured

From the Editor

It is with great sadness that I resign as editor of the Schenectady Photographic Society newsletter *Focus*.

After fifteen years and approx 130 issues, I feel it is time to step down and allow someone with fresh ideas to take over.

It has been a great joy to me all these years. And I appreciate all the people who helped make it a prize winning bulletin. I am most proud that we received some honor every year in the Photographic Society of America's International Bulletin Contest and even won the brass ring one year with a first place in the large club division and the Best of Show overall.

Ruby Gold

WANTED

An editor for the Schenectady Photographic Society newsletter *Focus*. If you are interested, please contact Ruby Gold or Kevin Sarsfield

Photoshop Tips from John Saville

Setting Up An Action

1. Open the image that you want to treat with an action.
2. Open the actions pallet by going to **Window > Actions**.
3. Click the Actions palette menu button. Choose **New Set** and type in a name for the action.
4. Click the **Create New Action** icon at the bottom of the Actions palette to get the **New Actions** dialog box. Type a name for this action. Click **Record**.
5. Recording the steps you want the action to perform.
6. After you have recorded all the steps, click the **Stop Playing /Recording** button at the bottom of the actions palette. Your action is now ready to use.
7. To save the action. Click on **File>Save As**. Give the file a name and save it.
8. To play the action, bring up the image you want to work on. Click on the **Play** button at the bottom of the action palette to play the action.

How To Make A Dull Image Pop On a PC Using Blend Modes to Selectively Increase The Contrast Of The Light Pixels

1. Open the image and make a copy of it. Close the original.
2. Add a **Levels Adjustment Layer** by clicking on the adjustment icon at the bottom of the layers palette then select **Levels**. Click on **OK** without making any changes.
3. Open the **Channels palette**. **Ctrl/Click** on the **RGB** layer in the Channels palette to select the lighter pixels.
4. Open the **Blend Mode** list by clicking on the small down arrow at the top of the layers palette and select a mode from the Contrast Group (Overlay to Hard Mix). If the intensity is too great click on the small down arrow next to **Opacity** in the **Layers Palette** and move the slider to the left to your liking.
5. To try one of the other blend modes, move the slider back to **100%** then select another blend mode.
6. When the best Blend Mode has been selected click **Ctrl/D** to remove the selections.

7. Save the image as a **PDF** file. You will be able to reopen and readjustment it.
8. **Flatten** then **sharpen** before printing.

Note: **Overlay, Soft Light** and **Hard Light** are three of the most common blend modes used but any of the other modes in the contrast enhancement section can be used to add contrast to an image.

The best equipment?

Imagination

Duane Michals

Mail Order Hours: Mon-Thurs 8AM-7PM
Fri & Sat 8AM-4:30PM



h Hunt's Est. 1889
Photo & Video
100 Main Street - Melrose, MA 02176 781-662-8822 FAX 781-662-6524
The Pro's Source!

Make Hunt's Your Source for 1,000's Of Different Films, From Slide Film, Print Film, Black & White Film, & Infrared Film, All From Leading Manufacturers! - We Carry Over 100,000 Different Items, Making Us One Of The Largest Photographic Warehouses in The Country! - Hunt's Can Satisfy All Of Your Needs For Photographic Equipment, Video & Digital Needs! - No Item Too Large or Too Small!

For Camera Club Incentives & Specials:
CALL: 800-924-8682



1st place assigned print ©Faustin Baron *To Wed*




1st place monochrome print ©David Jeffery *Grandpa Woodstock*



Left: 1st place assigned digital projected image ©Ken Deitcher *Sundown*

1st place general digital projected image ©Suzy Herndon *Narrow Passage*

1st place color print ©Jeff Perkins *Gulls at South Beach*



April Competition Results

Prints

Color 35 Entries

* Jeff Perkins	Gulls at South Beach	1
Suzy Herndon	Winter's Effect	2
Cynthia Placek	Weeds Along the Wall	3
Harvey Gurien	Tea Time	4
John Saville	Flower Show Faux Aquarium	5
Jay Freud	Girl in Basement	HM
Bob Warner	Window	HM

Monochrome 17 Entries

** David Jeffery	Grandpa Woodstock	1
Ray Henrikson	In Fells Point, Baltimore	2
Saul Aronson	Shadowy Skater	3
Faustin Baron	Waiting	HM

Assigned Age 20 Entries

*** Faustin Baron	To Wed	1
David Jeffery	Unplugged	2
Kevin Sarsfield	Anagram Annie, 4 PM	3
Robert Near	Aging Wellington	4
Ray Henrikson	Old Gnarled Roots	HM

Judge Sarah Salamone

Program Bill Delaney / Pin Hole Cameras

Winner's Notes:

*Jeff took this photo at South Beach, Miami Beach, Florida in March 2006 with a Maxxum 7D DSLR and a 35-105 Minolta lens at 70mm. He shot it in Raw with an ISO 100 \ 1/350 sec at f4.5 hand held.

**This winner was taken with a Canon 5D and a Tamron 24-135 lens @115 mm. It was handheld in Woodstock and converted to B&W on a Mac computer.

***Faustin writes: This was photographed with a Fuji GA645 camera, 120 Fuji slide film, F4, on a tripod and reflected natural light; scanned and then printed with an Epson C86. The newspaper clippings were taped to a wall of an old, one room, red school house near Stephentown. It appeared that at one time there was a fire in the room and I think that accounts for the black markings on the wall. There was talk that the schoolhouse was going to be torn down, but as of late last Fall it was still standing.

Correction: Bob Riccardo received an HM for his photo *Red Door* in the March color category. It was inadvertently left off the list.



Digital Projected Images

General 22 Images

* Suzy Herndon	Narrow Passage	1
Robert Near	Immaculate Pipes	2
Luba Ricket	Door Into Darkness	3
Robert Near	Walls Reflection	4
Colleen Magai	Cloister Windows	5
N. Sukumar	Iona	HM
Kevin Sarsfield	It's Not Easy Being Green	HM
Bill Lanahan	October at the Plattekill	HM

Assigned Sunrise, Sunset 16 Entries

** Ken Deitcher	Sundown	1
H. Johannessen	Through the Glass	2
Kevin Sarsfield	Manhattan Beach '07	3
Luba Ricket	Amherst Sunset	4
Ron Herndon	Sunset at Arches National Park	HM
N. Sukumar	Rebecca by Sunset	HM
Cynthia Placek	Early Sunset	HM

Judge: Phil Haggerty

Program: Maryde King / Adirondack Flowers

Winners Notes:

*Suzy took this winner late in the afternoon at a pulloff on Needles Highway scenic drive in Custer State Park in South Dakota with a Nikon D70 and a Nikon 70-300mm lens with a UV filter.

**Ken writes: This image was taken over 15 years ago with a Canon A2E film camera on Fujichrome Velvia film (100 ISO). The lens used was a 28 -135 mm Canon IS lens hand held. The image was taken at the Holy Trinity Russian Orthodox Monastery in central New York State. Over the years I became adept at using Photoshop and scanned my slide into the computer and did some major creative work on the original image.

As one gets more experienced in using a process you become more creative with your old mundane photos. Although the learning curve is steep, it becomes more natural as you use the newer software to create striking images.



Schenectady Photographic Society
is a member of the
Photographic Society of America

2008 - 2009 Assigned Print Competition Topics

Competition month	Assigned Topic	Comments
October	Floral	Take nature's beauty and make it unique
November	Simplicity	That old saying "keep it simple, stupid"
December	Motion	Convey motion with a still image
January	Rain	Put on the rain gear and go shoot some rain
February	Public Gathering	From people on the streets to fair goers
March	Fluid Flow	Flowing liquid be it natural or man made
April	Frozen	As we look forward to spring, look back at frozen subjects

Note: Prints for assigned print competitions must be taken after May 1, 2008

2008 - 2009 Assigned Projected Images Competition Topics

Competition month	Assigned Topic	Comments
October*	Reflections	Reflections on any type of surface, natural or man-made
November**	Small Objects	Any natural or man-made small object, portrayed in any manner
December*	Yellow Gold	Any image wherein the dominant color is yellow or gold
January**	A New Look at Flowers	An imaginative treatment of an old favorite. Go beyond the obvious
February*	Winter	Any image expressing the feelings of the season
March**	Buildings with Character	Old, unusual or colorful structures of any kind
April*	Patterns	Any image with strong patterns of lines, shapes, or repeating colors

* Must be taken on slide film and shown on the original slide film without any manipulation

** Digitally projected image. Can have manipulations

Note: Images for assigned competition must be taken after May 1, 2008

News You Can Use

Vern and Janet Nordstrom win photo competitions

While on vacation in Florida recently, Vern and Janet Nordstrom entered a local photo exhibit. This was not a juried competition, however, a People's Choice Award was presented. With 140 exhibitors, Vern took First Place with his photograph of Pemaquid Lighthouse, and Janet tied for Second Place with her photograph of a mother loon and her chicks.

Janet also tied for First Place in a photo contest sponsored by the Schenectady Chapter of the Adirondack Mt. Club. Her winning photograph of mother loon and her chicks can be seen on the cover of the spring issue of ADK's publication, *The LOOKOUT*.

Max Tiller has exhibit

A photography exhibit featuring 50 images, the latest work of Max Tiller, will open at the Town of Ballston Community Library, 2 Lawmar Lane, Burnt Hills on Thursday, May 1, 2008. Max's recent photos "Seeing Red" will be featured. The black and white photos, shot digitally using infrared filtering and printed on an inkjet printer, will remain on display through June 2008.

Robert Near to conduct HDR workshop

There will be an HDR workshop, conducted by Robert Near on Saturday, June 21, 2008. Cost is \$15/person, payable when you register. Last day to register is Wed., June 4th (banquet night). Workshop will be from 9 am to 5 pm. Registration is limited to the first 10 people who register. You'll need to bring your own laptop already loaded with Photomatix Pro, & pad and pen for

notes. Send or give your name and payment to Linda Buckman, 3749 St Hwy 30A, Fultonville, NY 12072. Your registration will be secured upon receipt of payment.

Directions and additional information to follow.

Don Blais was first place winner

SPS member Don Blais was the first place winner in the wildlife section of the annual photo competition sponsored by *Adirondack Life* magazine (April 2008). The work is titled *Female Red Winged Blackbird, Lake George*.

Two SPS members win awards

The Merrimack Valley Camera Club reported the results of its Glennie exhibition and two SPS members won merit awards. Jim Craner won two and Ken Deitcher won one.

Two SPS members in Photo Regional

Robert Near had three photographs chosen and Bill Delaney had two photographs chosen to hang in the 2008 Photo Regional being held this year at the Albany Center Gallery in Albany. The show will have a soft opening on Friday, May 2nd and an Artist Reception with awards presentation on Saturday, May 10th.

Women's retreat will be in October

Please join us the first week-end in October in the beautiful Catskill Mountains. The retreat will be at the Catskill Mountain

Lodge. Please check out their website. The fall colors are said to be "at mid peak" at that time. Prices start at around \$100.00 per person, depending on how many attend. I am reserving a house on the property but for those who wish to have their own private space, there are hotel and motel rooms available.

If you haven't joined us before, please consider it this time. The location and inexpensive cost make it an ideal week-end. For further information, please call Colleen Magi @ 922-8000

For Sale

Bowens mistylite/lightalite soft box 20 inches square. \$25.00 Contact Ruby Gold: rubygold@verizon.net

Fragomeni Insurance

584-4200

Home Auto Life Business



FOUNDED 1931

2007-2008 Board of Directors

President

Kevin Sarsfield ksarsfie@nycap.rr.com

Vice President

Ray Henrikson rhenriks@nycap.rr.com

Treasurer

Linda Heim lindahflowers@yahoo.com

Recording Secretary

Dale Winsor dalehope8@yahoo.com

Corresponding Secretary

Linda Buckman linda5@frontiernet.net

Directors at Large

Bob Gough rcgough@earthlink.net

F. Bumbardatore A2EEOS@aol.com

Newsletter Editor

Ruby Gold rubygold@verizon.net

Assistant

Debra Van Deusen cre8ive@localnet.com

Print Group Chair

Robert Near rjnear@rjnphoto.com

Assistants

Tom Mack 377-5935

Bob Warner 377-3831

Projected Imaging Group Chair

Jeff Plant 452-1933

Assistants

Tom Mack 377-5935

PhotoEssay Co-Chairs

Connie Frisbee Houde

lilyconnie@verizon.net

renarc@aol.com

Mentoring Co-Chairs

Jeff Perkins perkster46@yahoo.com

F. Bumbardatore A2EEOS@aol.com

Digital Group Co-Chairs

Jim Craner renarc@aol.com

Robert Near rjnear@rjnphoto.com

Asistant

Bob Riccardo briccardo@verizon.net

Fine Arts Chair

N. Sukumar

sukumar@sukumarfineartphoto.com

Membership Co-Chairs

Luba Ricket lubashot@aol.com

Cynthia Placek 785-1247

Grab Bag Coordinator

H. Johannessen chj@capital.net

Web Master

N. Sukumar

sukumar@sukumarfineartphoto.com

Refreshment Coordinators

Judy Breslau jbreslau@courts.state.ny.us

John Ogden jogden@capital.net

Church Coordinator

Don Krauter 399-1869

Schenectady Photographic Society
Linda Buckman
3749 St. Highway 30A
Fultonville, New York 12072

Web Page Address

www.schenectadyphotographicsociety.com

© Schenectady Photographic Society and its Contributors. The contents of the newsletter are copyrighted. No material herein may be reproduced in any manner without the written permission of the Editor or the material's specific contributor.

May - June Calendar

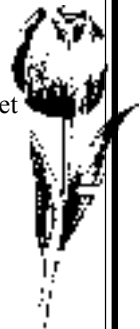
Wed., May 7 Print group: Clyde Butcher video
Print of the Year Competition

Wed., May 14* Image projection group: Travelogue - Brown Bear
photography / Jim Craner
Slide of the Year Competition
Digital Projected Image of the Year
Competition

Wed., June 4 SPS Annual Meeting and Awards Banquet

Wed., June 11* SPS Joint Board Meeting - Outgoing
and Incoming Boards

Meetings are at 7:30pm
Board Meetings are at 6:30pm



The *Focus* is published nine times a year by the Schenectady Photographic Society. The organization meets each Wednesday at 7:30 p.m. from October through May to promote and present informative programs, activities and competitions in the photographic arts for photographers throughout the Capital District. Members range from novice to expert. Annual dues are \$40.00 for individuals and families. The *Focus* newsletter is included in the membership dues. SPS meets at the First United Methodist Church, 603 State Street, Schenectady, New York. Parking and entrances are on Chapel Street, a one way street off Nott Terrace. Guests are welcome at all regular meetings.